

Teacher 1 Pager - Wallace Elementary Summer Assessments

If you need more help, please reach out to:

At School: Wallace email: mshannon@hoboken.k12.nj.us phone: 201-356-3656

At Edcite: email: support@edcite.com phone: 408.753.0825

Reference information



Name	Code	Subject	Grade
"Grade 1 Summer Assignment Wallace"	ENWY4S	ELA	1
"Grade 2 Summer Assignment Wallace"	LVGZ2T	ELA	2
"Grade 3 Summer Assignment Wallace"	TBZEW1	ELA	3
"Grade 4 Summer Assignment Wallace"	Y4P8EQ	ELA	4
"Grade 5 Summer Assignment Wallace"	QQUK7J	ELA	5
"Wallace Students Entering Grade 1 Summer Math Practice"	JBHDQE	Math	K,1
"Wallace Students Entering Grade 2 Summer Math Practice"	CSBW65	Math	1,2
"Wallace Students Entering Grade 3 Summer Math Practice"	XJF4DG	Math	2,3
"Wallace Students Entering Grade 4 Summer Math Practice"	2XR22J	Math	3,4
"Wallace Students Entering Grade 5 Summer Math Practice"	1MA7H5	Math	4,5

Track Live Progress - On your home page, click on the ... and choose "View Live Progress" to see what question students are working on.

Testing with Nicole
Assigned on 09/12/18

0 / 7 Submitted
Admin Assigned

Sent to Students (no due date)


Grade
Report


Figurative Language Pra...
Assigned on 09/07/18

View Live Progress
Preview

Students Accessing Assignment:

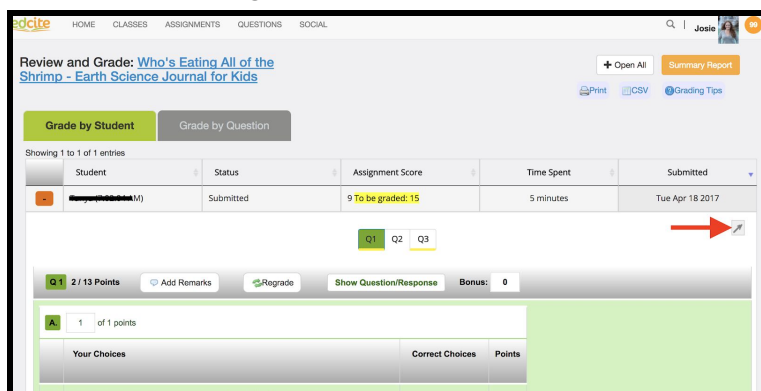
If your students receive an error message after entering the code, see below:

- **“Access window closed: You are not allowed to open the assessment at this time.”**
Check with an administrator to ensure your students are trying to access the assignment during the open access window.
- **“You have not been assigned to do this assessment.”**
Ensure your students are in the correct class on your Roster page within your account. If they are, check with your administrator to make sure they have assigned your class. If you see the student is in the proper class, ask them to pull up their userid on their account (upper right corner).

Accessing Work Backups:

In case of bandwidth issues, please note that Edcite saves student work every few seconds. Saved student work can always be accessed by following these steps:

1. Navigate back to the Common Assessments tab in your Teacher Account and find the assessment under the District Distributed tab.
2. Click the Grade button. Your Grade Report for this assignment will open.
3. Find the student's name. Click the (+) and find an arrow to the right of their name.
4. Click the arrow on the right to open the Student Report in a new tab.



5. Click the Saved Answer History button.
6. Click the History button.
7. Click on a question to see the student's saved work at a particular point in time. If you want to set that response as the answer for the question, click the Set as Answer button.