

eWalk Guide for Teachers

Login to eWalk

Login to eWalk by visiting this web page:

<https://mxweb.media-x.com/home/njusa/>



New Jersey
The Garden State

New Jersey - USA

Username:


Password:

Your username will be your first initial and last name (example John Doe would be jdoe)

Your initial password for logging in will be 123abc.

Update your password

Upon logging into the system you will be brought to this screen



Click the **Tools** button and then click **Profile** to view your account's information.



Profile: pdemo

Current Role

Role: Principal Group, Calabro Elementary School

Select your active role
Principal
Calabro Elementary School

Connection Settings

For mobile and desktop applications

Username: pdemo

Host: mxweb.media-x.com

System: 131

Quick Connection Settings

For mobile applications

Your login code is: **lbq**

or

Scan the image below



Personal Information

Salutation:

First name: Principal

Middle name:

Last name: Demo


Title:


Gender: Male

Email: pdemo@tester.com

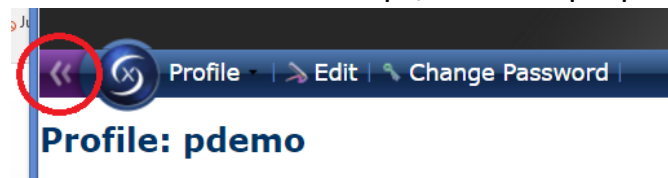


Photo:

Ensure that all information is correct. If you notice there is no email address in your personal information, add it by clicking the  button.

To change your password click  then in the box that appears, enter your old password once (123abc) and a new password of your choosing twice then click save.

If finished with these steps, click the purple back arrow to go back.



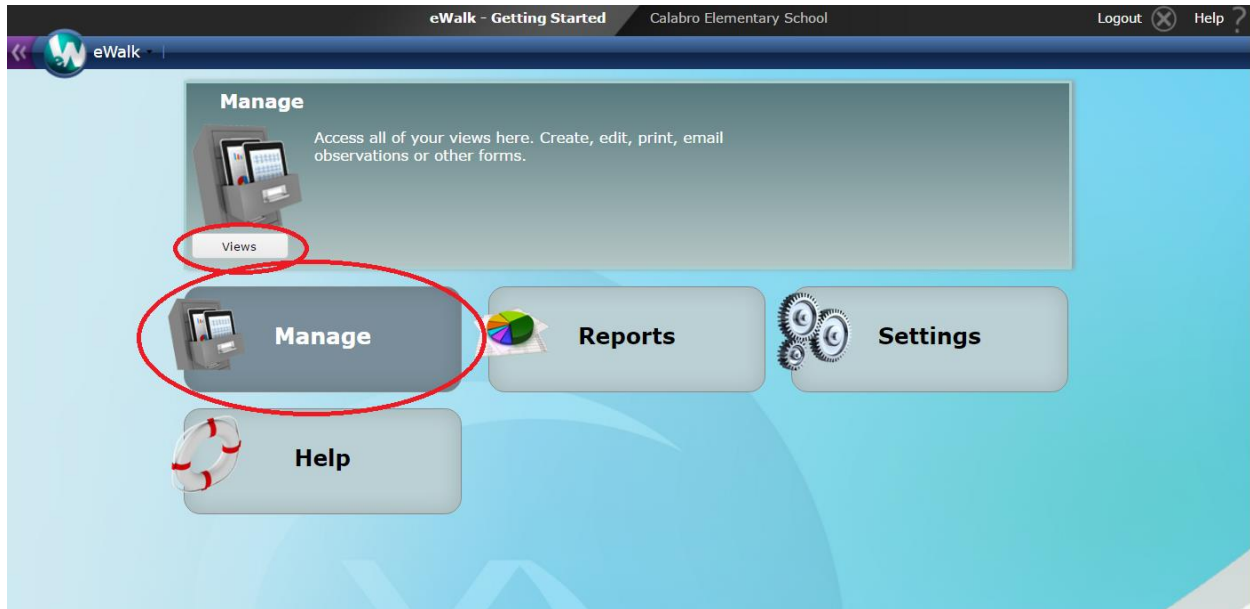
Accessing the main dashboard.

From the main menu, click here to enter into eWalk



You will be brought to the main eWalk menu

On this screen click the Manage button then click Views



You will then be brought to the main dashboard where you can:


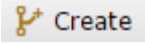
1. Create pre and post observation documentation.
2. View and sign off on completed observations.

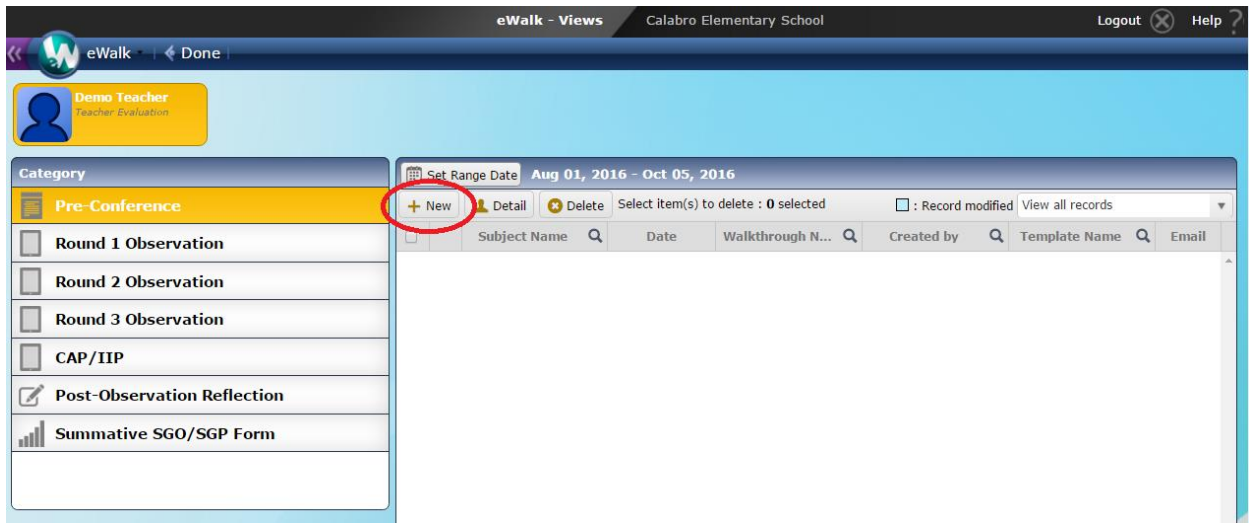
To create a pre or post observation:

First select the category you would like to create a form for:

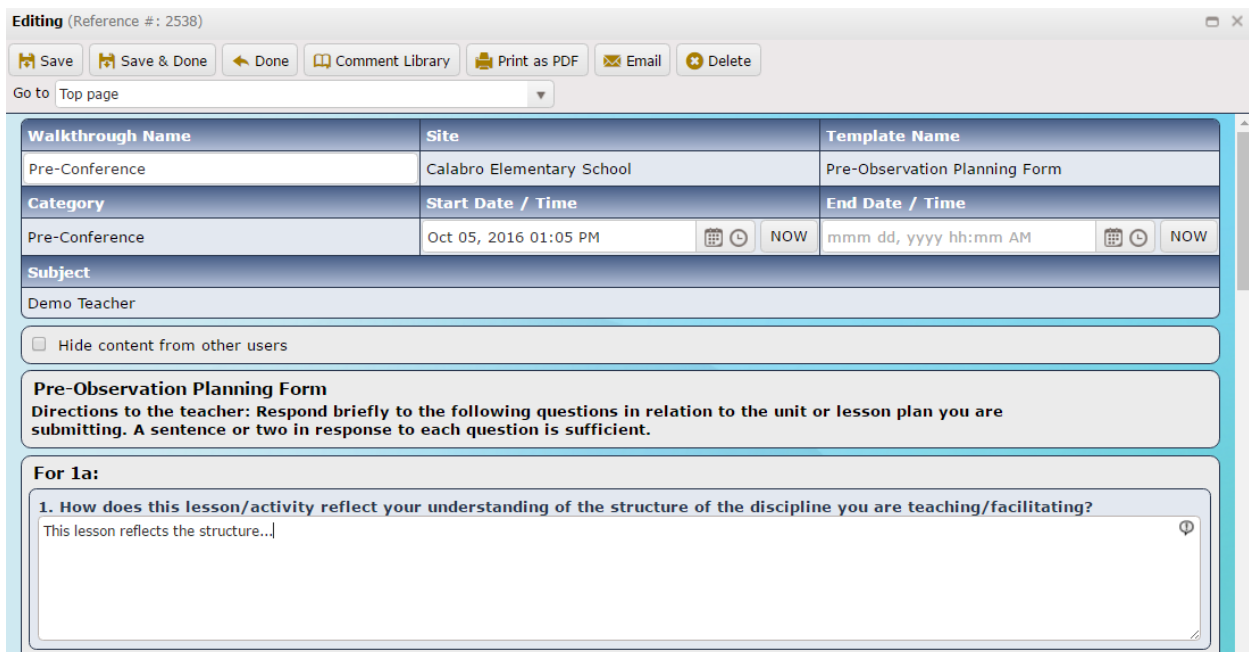
The category will be highlighted in yellow when selected

Category	
<input checked="" type="checkbox"/>	Pre-Conference
<input type="checkbox"/>	Round 1 Observation
<input type="checkbox"/>	CAP/IIP
<input type="checkbox"/>	Post-Observation Reflection

Now click the  button at the top of the right hand box then click  in the box that pops up to begin filling out the Pre Conference form.



Type in the note fields for each questions to complete the planning form.



Editing (Reference #: 2538)

Save Save & Done Done Comment Library Print as PDF Email Delete

Go to

Walkthrough Name	Site	Template Name
Pre-Conference	Calabro Elementary School	Pre-Observation Planning Form
Category	Start Date / Time	End Date / Time
Pre-Conference	Oct 05, 2016 01:05 PM NOW	mmm dd, yyyy hh:mm AM NOW
Subject	Demo Teacher	

Hide content from other users

Pre-Observation Planning Form
Directions to the teacher: Respond briefly to the following questions in relation to the unit or lesson plan you are submitting. A sentence or two in response to each question is sufficient.

For 1a:

1. How does this lesson/activity reflect your understanding of the structure of the discipline you are teaching/facilitating?

This lesson reflects the structure...

Once you've completed the form, scroll to the bottom of the form to find the electronic signature area.

2. What resources are you aware of that can help you extend your own knowledge of eit

Teacher Signature:: Demo Teacher
Teacher Signature:

Principal Signature:: administrator
Principal Signature:

30 Items per page

Click the checkbox next to your name, enter your login password then click **Authenticate** to sign the form.

To complete the Post Observation Reflection, select the Post Observation category and repeat the earlier steps.

To sign off on an observation:

Again select the category (in this case Round 1, 2 or 3 depending on whether you've been observed in a previous round already).

Click the Observation Name of the form to open it up and view.

eWalk - Views Calabro Elementary School Logout Help ?

eWalk Done

Demo Teacher
Teacher Evaluation

Category

- Pre-Conference
- Round 1 Observation**
- Round 2 Observation
- Round 3 Observation
- CAP/IIP
- Post-Observation Reflection
- Summative SGO/SGP Form

Set Range Date Aug 01, 2016 - Oct 05, 2016

+ New Detail Delete Select Item(s) to delete : 0 selected Record modified View all records

	Subject Name	Date	Observation Name	Created by	Template Name	Email
<input type="checkbox"/>	Teacher, Demo	Oct 05, 2016	Round 1 Observation	Demo, Principal	Teacher Evaluation Ru...	

NOTE: If you see the error message “ (principal name) has not given you access to view and/or use this observation.” it means that the observation has not yet been completed and cannot yet be signed.”

As with the Pre and Post forms, scroll to the bottom to find the area to sign off.

Viewing (Reference #: 2540)

Go to

4f - SHOWING PROFESSIONALISM Attributes/Examples				
	INEFFECTIVE	PARTIALLY EFFECTIVE	EFFECTIVE	HIGHLY EFFECTIVE
<i>Integrity and ethical conduct</i> <i>Service to students</i> <i>Advocacy</i> <i>Decision making</i> <i>Compliance with school and district regulations</i>	The teacher displays dishonesty in interactions with colleagues, students, and the public. The teacher is not alert to students' needs and contributes to school practices that result in some students being ill served by the school. The teacher makes decisions and recommendations that are based on self-serving interests. The teacher does not comply with school and district regulations.	The teacher is honest in interactions with colleagues, students, and the public. The teacher's attempts to serve students are inconsistent, and unknowingly contribute to some students being ill served by the school. The teacher's decisions and recommendations are based on limited though genuinely professional considerations. The teacher must be reminded by supervisors about complying with school and district regulations.	The teacher displays high standards of honesty, integrity, and confidentiality in interactions with colleagues, students, and the public. The teacher is active in serving students, working to ensure that all students receive a fair opportunity to succeed. The teacher maintains an open mind in team or departmental decision making. The teacher complies fully with school and district regulations.	The teacher can be counted on to hold the highest standards of honesty, integrity, and confidentiality and takes a leadership role with colleagues. The teacher is highly proactive in serving students, seeking out resources when needed. The teacher makes a concerted effort to challenge negative attitudes or practices to ensure that all students, particularly those traditionally underserved, are honored in the school. The teacher takes a leadership role in team or departmental decision making and helps ensure that such decisions are based on the highest professional standards. The teacher complies fully with school and district regulations, taking a leadership role with colleagues.

Note:
You're the best around

Observer Signature: Principal Demo Oct 05, 2016 01:12 PM
 Observer Signature

Teacher Signature: Demo Teacher
 Teacher Signature

Click the check box next to your name, enter your password to sign off.

Questions/issues:

If you experience issues at any time or have any further questions, please feel free to contact mxsupport@harriscomputer.com.

A Media-X support agent will follow up with you shortly.