



**5-Year NJSLA/PARCC Achievement  
and Growth Report  
2014-15 to 2018-19**

**Hoboken High School**

# Table of Contents

- Section 1: Achievement Summary - pg. 3
- Section 2: Race - pg. 16
- Section 3: Gender - pg. 21
- Section 4: Program - pg. 26
- Section 5: 2-Year Achievement Mobility Comparison - pg. 37
- Section 6: Multi-Year Achievement Mobility Comparison - pg. 43

Section 1

# Achievement Summary

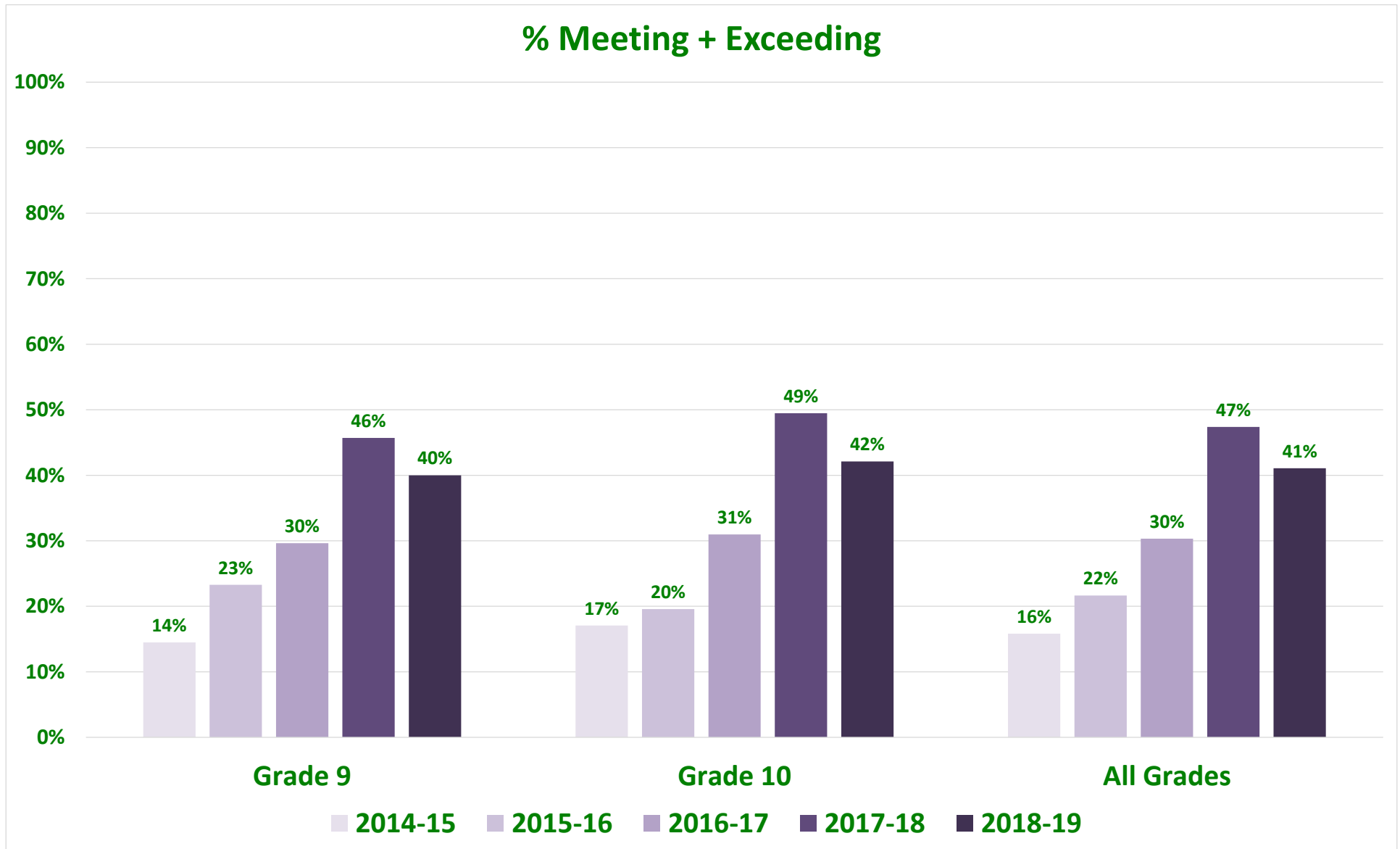
# ELA Achievement and Growth

*Same grade, different students*

|                        | # of results in District | Not Meeting | Partially Meeting | Approaching | Meeting | Exceeding | Meeting + Exceeding (Highest Two Levels) |       | Not Meeting + Partially Meeting (Lowest Two Levels) |       |
|------------------------|--------------------------|-------------|-------------------|-------------|---------|-----------|--|-------|---|-------|
|                        |                          |             |                   |             |         |           | District                                 | Yr-Yr | District  | Yr-Yr |
| 2014-15 G9 ELA PARCC   | 76                       | 33%         | 28%               | 25%         | 11%     | 4%        | 14%                                      |       | 61%   |       |
| 2015-16 G9 ELA PARCC   | 116                      | 30%         | 21%               | 26%         | 21%     | 3%        | 23%                                      | 9%    | 51%   | -10%  |
| 2016-17 G9 ELA PARCC   | 108                      | 28%         | 15%               | 28%         | 28%     | 2%        | 30%                                      | 6%    | 43%   | -8%   |
| 2017-18 G9 ELA PARCC   | 116                      | 9%          | 22%               | 23%         | 36%     | 9%        | 46%                                      | 16%   | 31%   | -12%  |
| 2018-19 G9 ELA NJSLA   | 110                      | 15%         | 17%               | 28%         | 32%     | 8%        | 40%                                      | -6%   | 32%   | 1%    |
| 2014-15 G10 ELA PARCC  | 82                       | 41%         | 26%               | 16%         | 16%     | 1%        | 17%                                      |       | 67%   |       |
| 2015-16 G10 ELA PARCC  | 92                       | 41%         | 16%               | 23%         | 15%     | 4%        | 20%                                      | 2%    | 58%   | -9%   |
| 2016-17 G10 ELA PARCC  | 113                      | 34%         | 20%               | 15%         | 26%     | 5%        | 31%                                      | 11%   | 54%   | -4%   |
| 2017-18 G10 ELA PARCC  | 93                       | 14%         | 11%               | 26%         | 41%     | 9%        | 49%                                      | 18%   | 25%   | -29%  |
| 2018-19 G10 ELA NJSLA  | 114                      | 21%         | 19%               | 18%         | 21%     | 21%       | 42%                                      | -7%   | 40%   | 16%   |
| 2014-15 ELA All Grades | 158                      | 37%         | 27%               | 20%         | 13%     | 3%        | 16%                                      |       | 64%   |       |
| 2015-16 ELA All Grades | 208                      | 35%         | 19%               | 25%         | 18%     | 3%        | 22%                                      | 6%    | 54%   | -10%  |
| 2016-17 ELA All Grades | 221                      | 31%         | 18%               | 21%         | 27%     | 4%        | 30%                                      | 9%    | 48%   | -5%   |
| 2017-18 ELA All Grades | 209                      | 11%         | 17%               | 24%         | 38%     | 9%        | 47%                                      | 17%   | 28%   | -20%  |
| 2018-19 ELA All Grades | 224                      | 18%         | 18%               | 23%         | 26%     | 15%       | 41%                                      | -6%   | 36%   | 8%    |

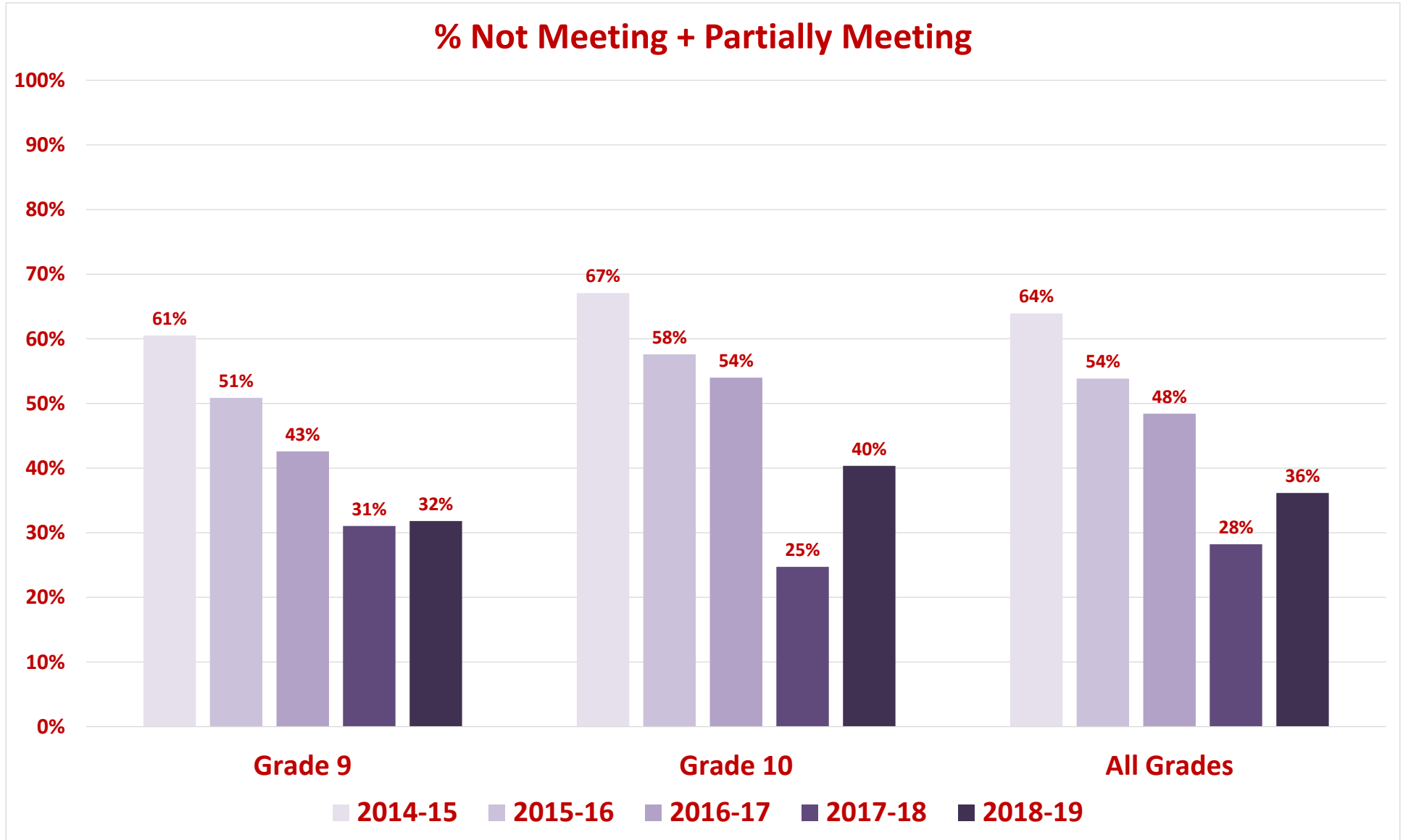
# ELA Achievement and Growth

*Same grade, different students*



# ELA Achievement and Growth

*Same grade, different students*



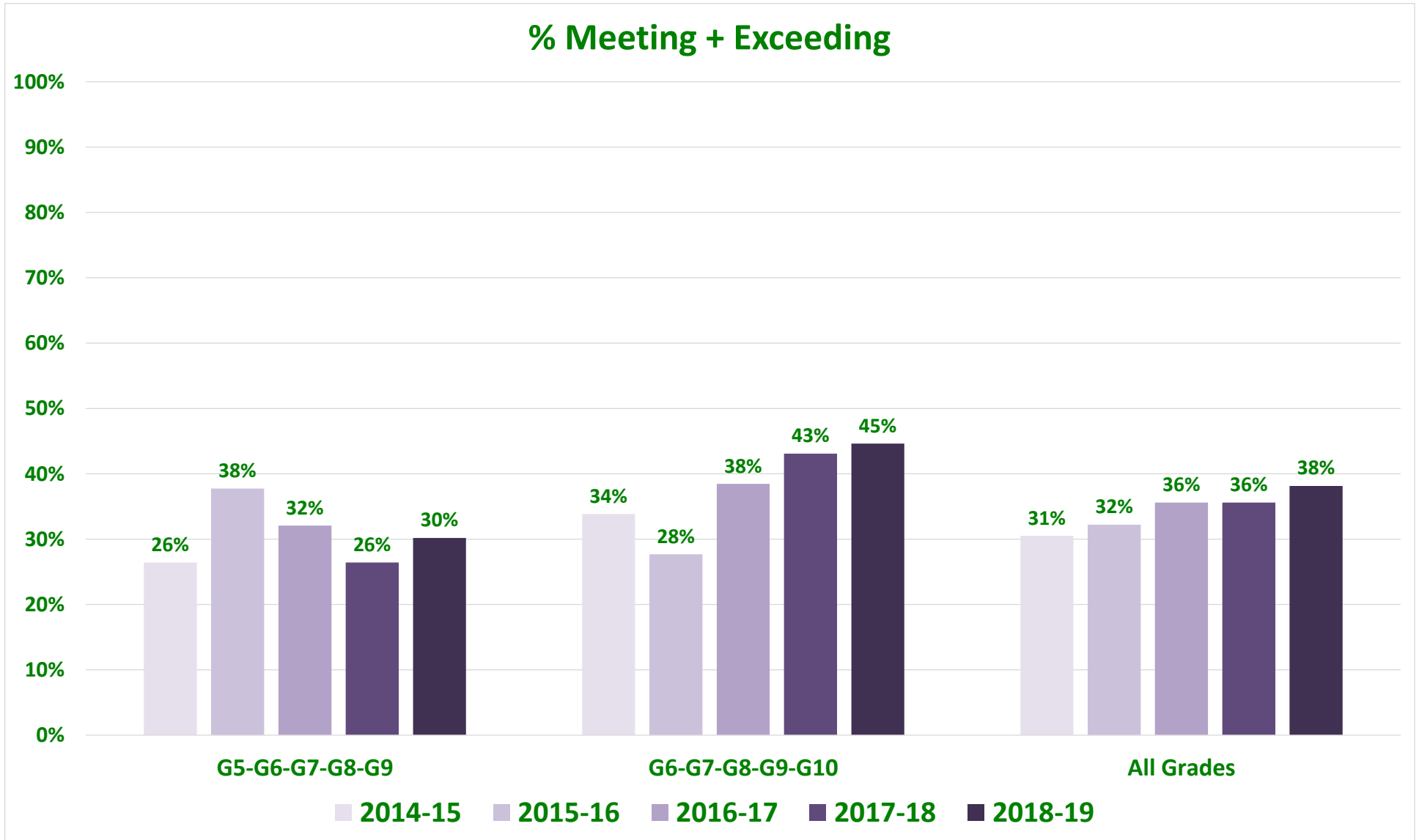
# ELA Cohort Achievement and Growth

*Same students, consecutive grades*

|                        | # of results in District | Not Meeting | Partially Meeting | Approaching | Meeting | Exceeding | Meeting + Exceeding (Highest Two Levels) |       | Not Meeting + Partially Meeting (Lowest Two Levels) |       |
|------------------------|--------------------------|-------------|-------------------|-------------|---------|-----------|--|-------|---|-------|
|                        |                          |             |                   |             |         |           | District                                 | Yr-Yr | District  | Yr-Yr |
| 2014-15 G5 ELA PARCC   | 53                       | 8%          | 23%               | 43%         | 26%     | 0%        | 26%                                      |       | 30%   |       |
| 2015-16 G6 ELA PARCC   | 53                       | 8%          | 8%                | 47%         | 32%     | 6%        | 38%                                      | 11%   | 15%   | -15%  |
| 2016-17 G7 ELA PARCC   | 53                       | 15%         | 21%               | 32%         | 26%     | 6%        | 32%                                      | -6%   | 36%   | 21%   |
| 2017-18 G8 ELA PARCC   | 53                       | 23%         | 26%               | 25%         | 17%     | 9%        | 26%                                      | -6%   | 49%   | 13%   |
| 2018-19 G9 ELA NJSLA   | 53                       | 19%         | 19%               | 32%         | 25%     | 6%        | 30%                                      | 4%    | 38%   | -11%  |
| 2014-15 G6 ELA PARCC   | 65                       | 6%          | 18%               | 42%         | 25%     | 9%        | 34%                                      |       | 25%   |       |
| 2015-16 G7 ELA PARCC   | 65                       | 38%         | 20%               | 14%         | 15%     | 12%       | 28%                                      | -6%   | 58%   | 34%   |
| 2016-17 G8 ELA PARCC   | 65                       | 17%         | 18%               | 26%         | 26%     | 12%       | 38%                                      | 11%   | 35%   | -23%  |
| 2017-18 G9 ELA PARCC   | 65                       | 9%          | 18%               | 29%         | 32%     | 11%       | 43%                                      | 5%    | 28%   | -8%   |
| 2018-19 G10 ELA NJSLA  | 65                       | 17%         | 25%               | 14%         | 26%     | 18%       | 45%                                      | 2%    | 42%   | 14%   |
| 2014-15 ELA All Grades | 118                      | 7%          | 20%               | 42%         | 25%     | 5%        | 31%                                      |       | 27%   |       |
| 2015-16 ELA All Grades | 118                      | 25%         | 14%               | 29%         | 23%     | 9%        | 32%                                      | 2%    | 39%   | 12%   |
| 2016-17 ELA All Grades | 118                      | 16%         | 19%               | 29%         | 26%     | 9%        | 36%                                      | 3%    | 36%   | -3%   |
| 2017-18 ELA All Grades | 118                      | 15%         | 22%               | 27%         | 25%     | 10%       | 36%                                      | 0%    | 37%   | 2%    |
| 2018-19 ELA All Grades | 118                      | 18%         | 22%               | 22%         | 25%     | 13%       | 38%                                      | 3%    | 40%   | 3%    |

# ELA Cohort Achievement and Growth

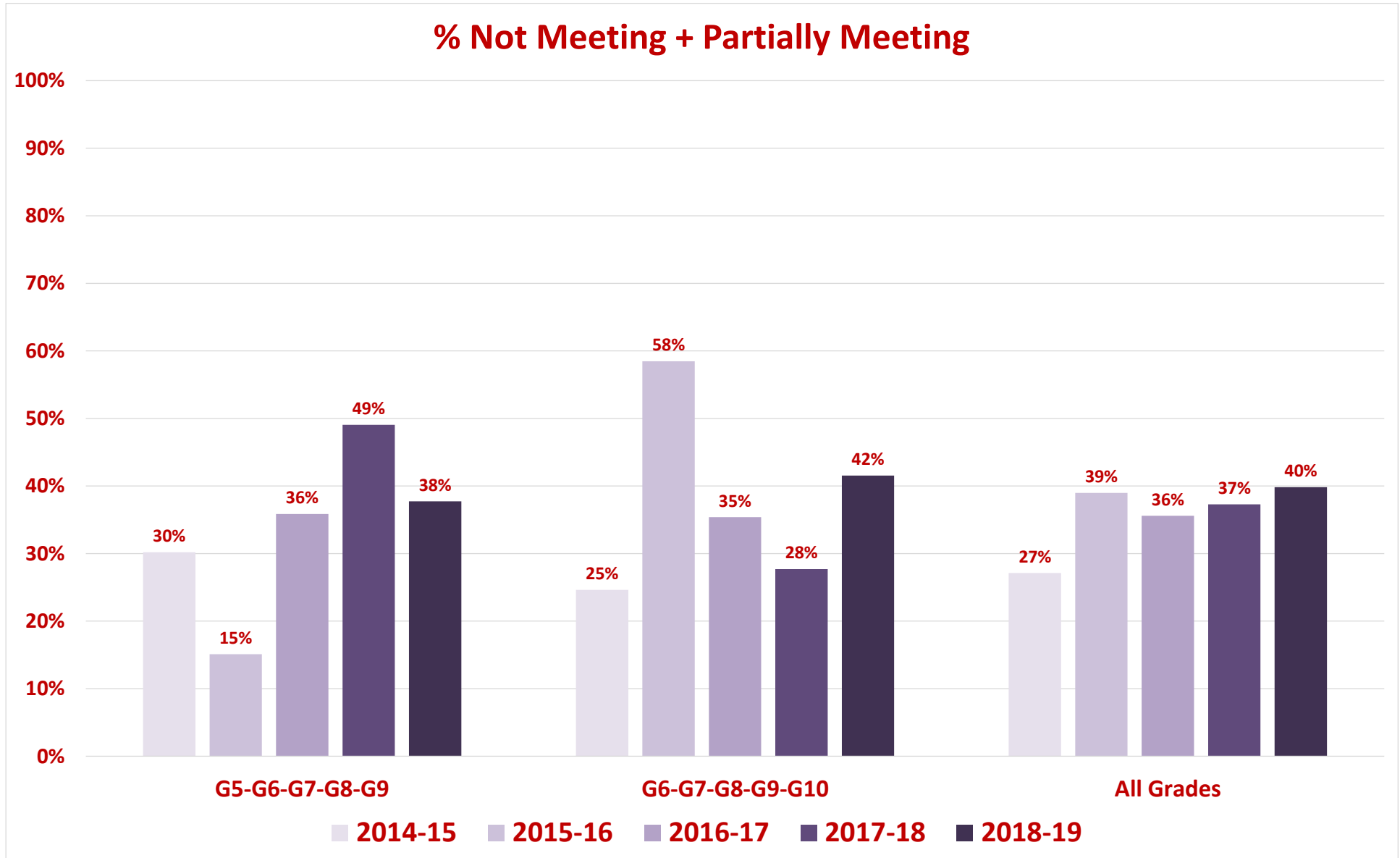
*Same students, consecutive grades*





# ELA Cohort Achievement and Growth

*Same students, consecutive grades*



# Math Achievement and Growth

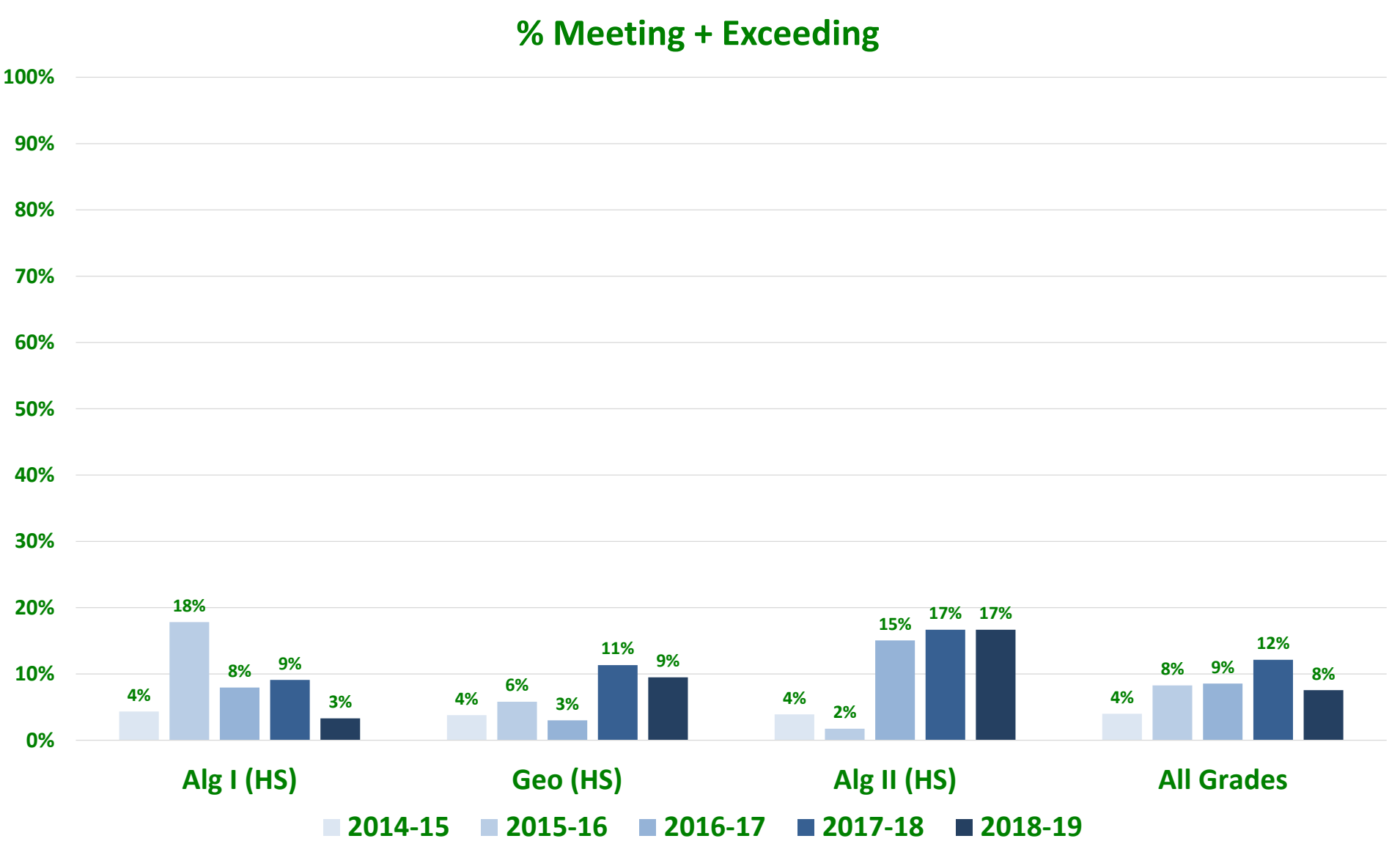
*Same grade, different students*

|                           | # of results in District | Not Meeting | Partially Meeting | Approaching | Meeting | Exceeding | Meeting + Exceeding (Highest Two Levels) |       | Not Meeting + Partially Meeting (Lowest Two Levels) |       |
|---------------------------|--------------------------|-------------|-------------------|-------------|---------|-----------|--|-------|---|-------|
|                           |                          |             |                   |             |         |           | District                                 | Yr-Yr | District  | Yr-Yr |
| 2014-15 Alg I (HS) PARCC  | 69                       | 30%         | 52%               | 13%         | 4%      | 0%        | 4%                                       |       | 83%   |       |
| 2015-16 Alg I (HS) PARCC  | 101                      | 21%         | 39%               | 23%         | 18%     | 0%        | 18%                                      | 13%   | 59%   | -23%  |
| 2016-17 Alg I (HS) PARCC  | 88                       | 19%         | 43%               | 30%         | 8%      | 0%        | 8%                                       | -10%  | 63%   | 3%    |
| 2017-18 Alg I (HS) PARCC  | 99                       | 28%         | 34%               | 28%         | 9%      | 0%        | 9%                                       | 1%    | 63%   | 0%    |
| 2018-19 Alg I (HS) NJSLA  | 91                       | 18%         | 57%               | 22%         | 3%      | 0%        | 3%                                       | -6%   | 75%   | 12%   |
| 2014-15 Geo (HS) PARCC    | 79                       | 11%         | 67%               | 18%         | 4%      | 0%        | 4%                                       |       | 78%   |       |
| 2015-16 Geo (HS) PARCC    | 86                       | 16%         | 45%               | 33%         | 5%      | 1%        | 6%                                       | 2%    | 62%   | -17%  |
| 2016-17 Geo (HS) PARCC    | 100                      | 11%         | 49%               | 37%         | 2%      | 1%        | 3%                                       | -3%   | 60%   | -2%   |
| 2017-18 Geo (HS) PARCC    | 97                       | 19%         | 37%               | 33%         | 11%     | 0%        | 11%                                      | 8%    | 56%   | -4%   |
| 2018-19 Geo (HS) NJSLA    | 116                      | 14%         | 44%               | 33%         | 9%      | 1%        | 9%                                       | -2%   | 58%   | 2%    |
| 2014-15 Alg II (HS) PARCC | 77                       | 70%         | 19%               | 6%          | 4%      | 0%        | 4%                                       |       | 90%   |       |
| 2015-16 Alg II (HS) PARCC | 115                      | 45%         | 35%               | 18%         | 2%      | 0%        | 2%                                       | -2%   | 80%   | -10%  |
| 2016-17 Alg II (HS) PARCC | 93                       | 55%         | 18%               | 12%         | 13%     | 2%        | 15%                                      | 13%   | 73%   | -7%   |
| 2017-18 Alg II (HS) PARCC | 84                       | 33%         | 29%               | 21%         | 15%     | 1%        | 17%                                      | 2%    | 62%   | -11%  |
| 2018-19 Alg II (HS) NJSLA | 18                       | 0%          | 28%               | 56%         | 17%     | 0%        | 17%                                      | 0%    | 28%   | -34%  |
| 2014-15 Math All Grades   | 225                      | 37%         | 46%               | 12%         | 4%      | 0%        | 4%                                       |       | 84%   |       |
| 2015-16 Math All Grades   | 302                      | 29%         | 39%               | 24%         | 8%      | 0%        | 8%                                       | 4%    | 68%   | -16%  |
| 2016-17 Math All Grades   | 281                      | 28%         | 37%               | 26%         | 7%      | 1%        | 9%                                       | 0%    | 65%   | -3%   |
| 2017-18 Math All Grades   | 280                      | 26%         | 34%               | 28%         | 12%     | 0%        | 12%                                      | 4%    | 60%   | -5%   |
| 2018-19 Math All Grades   | 225                      | 14%         | 48%               | 30%         | 7%      | 0%        | 8%                                       | -5%   | 62%   | 2%    |

# Math Achievement and Growth

*Same grade, different students*

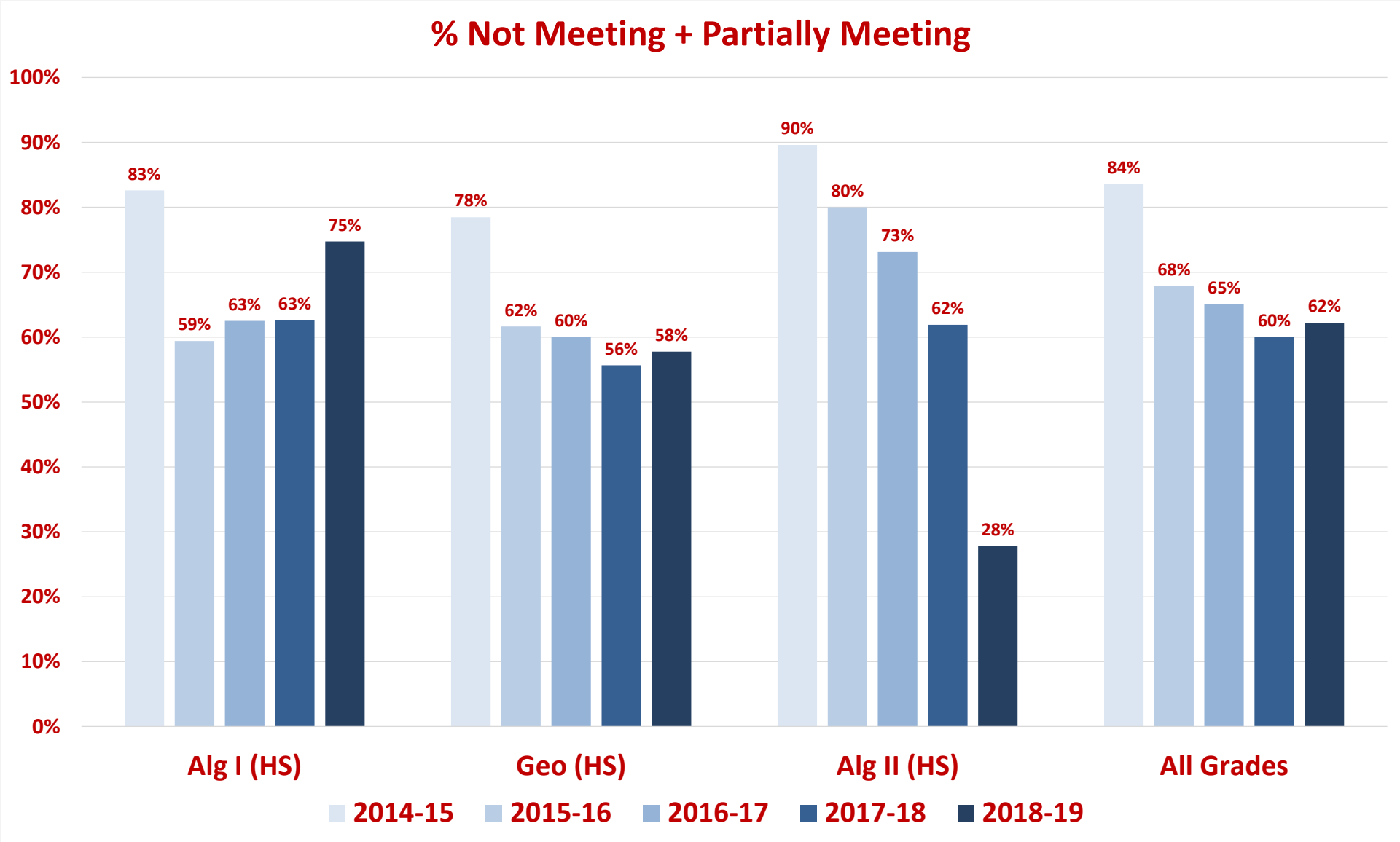
**% Meeting + Exceeding**



# Math Achievement and Growth

*Same grade, different students*

**% Not Meeting + Partially Meeting**



# Math Cohort Achievement and Growth

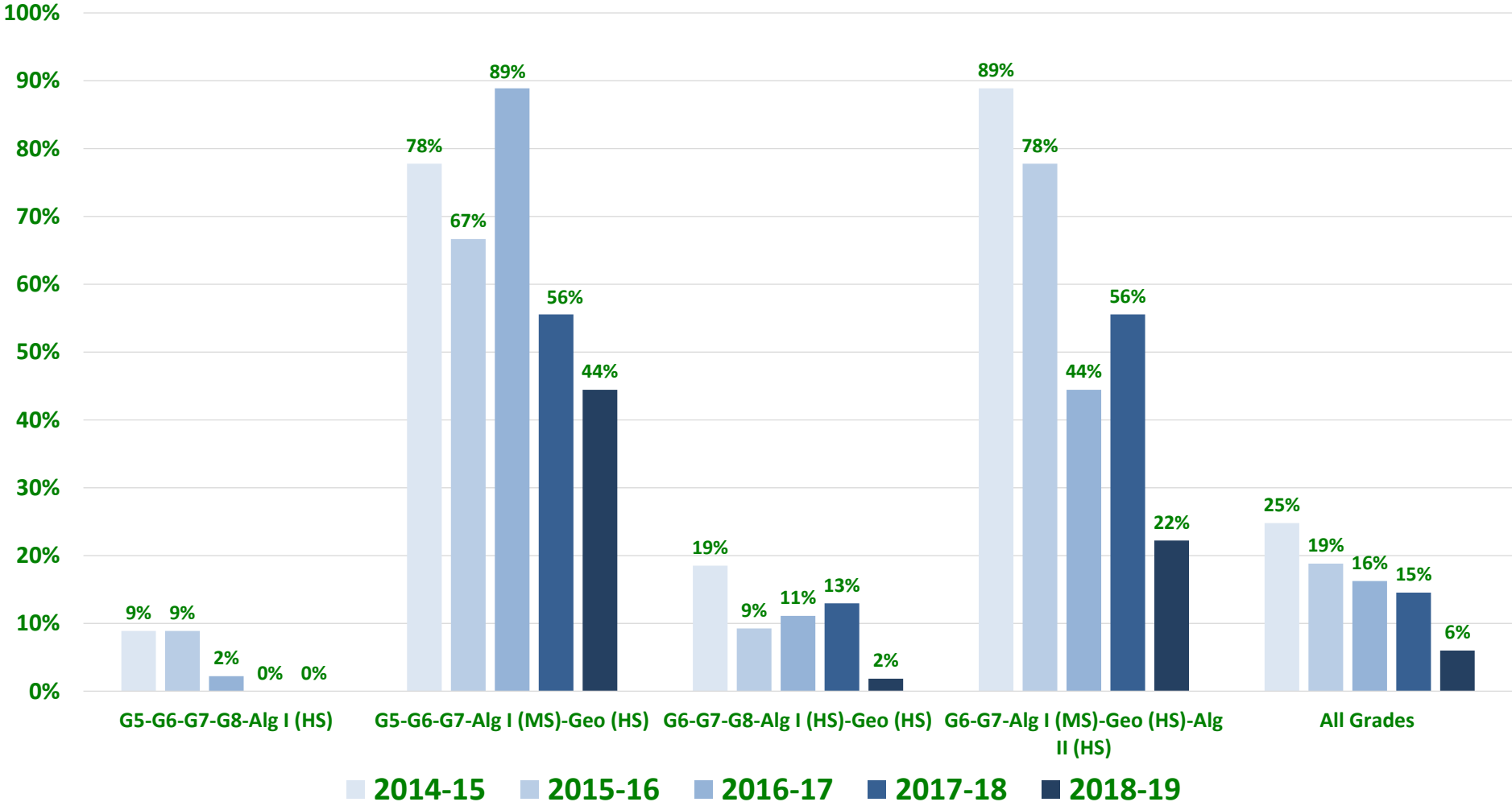
*Same students, consecutive grades*

|                           | # of results<br>in District | Not Meeting | Partially<br>Meeting | Approaching | Meeting | Exceeding | Meeting + Exceeding<br>(Highest Two Levels) |       | Not Meeting + Partially Meeting<br>(Lowest Two Levels) |       |
|---------------------------|-----------------------------|-------------|----------------------|-------------|---------|-----------|---|-------|--|-------|
|                           |                             |             |                      |             |         |           | District                                    | Yr-Yr | District   | Yr-Yr |
|                           |                             |             |                      |             |         |           |   |       |  |       |
| 2014-15 G5 PARCC          | 45                          | 9%          | 38%                  | 44%         | 9%      | 0%        | 9%  |       | 47%  |       |
| 2015-16 G6 PARCC          | 45                          | 16%         | 29%                  | 47%         | 9%      | 0%        | 9%  | 0%    | 44%  | -2%   |
| 2016-17 G7 PARCC          | 45                          | 18%         | 31%                  | 49%         | 2%      | 0%        | 2%  | -7%   | 49%  | 4%    |
| 2017-18 G8 PARCC          | 45                          | 56%         | 36%                  | 9%          | 0%      | 0%        | 0%  | -2%   | 91%  | 42%   |
| 2018-19 Alg I (HS) NJSLA  | 45                          | 20%         | 60%                  | 20%         | 0%      | 0%        | 0%  | 0%    | 80%  | -11%  |
| 2014-15 G5 PARCC          | 9                           | 0%          | 11%                  | 11%         | 67%     | 11%       | 78%   |       | 11%  |       |
| 2015-16 G6 PARCC          | 9                           | 0%          | 11%                  | 22%         | 56%     | 11%       | 67%   | -11%  | 11%  | 0%    |
| 2016-17 G7 PARCC          | 9                           | 0%          | 0%                   | 11%         | 89%     | 0%        | 89%   | 22%   | 0%   | -11%  |
| 2017-18 Alg I (MS) PARCC  | 9                           | 0%          | 11%                  | 33%         | 56%     | 0%        | 56%   | -33%  | 11%  | 11%   |
| 2018-19 Geo (HS) NJSLA    | 9                           | 0%          | 11%                  | 44%         | 44%     | 0%        | 44%   | -11%  | 11%  | 0%    |
| 2014-15 G6 PARCC          | 54                          | 9%          | 37%                  | 35%         | 19%     | 0%        | 19%   |       | 46%  |       |
| 2015-16 G7 PARCC          | 54                          | 31%         | 41%                  | 19%         | 9%      | 0%        | 9%  | -9%   | 72%  | 26%   |
| 2016-17 G8 PARCC          | 54                          | 41%         | 33%                  | 15%         | 11%     | 0%        | 11%   | 2%    | 74%  | 2%    |
| 2017-18 Alg I (HS) PARCC  | 54                          | 28%         | 33%                  | 26%         | 13%     | 0%        | 13%   | 2%    | 61%  | -13%  |
| 2018-19 Geo (HS) NJSLA    | 54                          | 15%         | 52%                  | 31%         | 2%      | 0%        | 2%  | -11%  | 67%  | 6%    |
| 2014-15 G6 PARCC          | 9                           | 0%          | 0%                   | 11%         | 89%     | 0%        | 89%   |       | 0%   |       |
| 2015-16 G7 PARCC          | 9                           | 0%          | 0%                   | 22%         | 78%     | 0%        | 78%   | -11%  | 0%   | 0%    |
| 2016-17 Alg I (MS) PARCC  | 9                           | 0%          | 11%                  | 44%         | 44%     | 0%        | 44%   | -33%  | 11%  | 11%   |
| 2017-18 Geo (HS) PARCC    | 9                           | 0%          | 11%                  | 33%         | 56%     | 0%        | 56%   | 11%   | 11%  | 0%    |
| 2018-19 Alg II (HS) NJSLA | 9                           | 0%          | 33%                  | 44%         | 22%     | 0%        | 22%   | -33%  | 33%  | 22%   |
| 2014-15 Math All Grades   | 117                         | 8%          | 32%                  | 35%         | 24%     | 1%        | 25%   |       | 40%  |       |
| 2015-16 Math All Grades   | 117                         | 21%         | 31%                  | 30%         | 18%     | 1%        | 19%   | -6%   | 51%  | 11%   |
| 2016-17 Math All Grades   | 117                         | 26%         | 28%                  | 30%         | 16%     | 0%        | 16%   | -3%   | 54%  | 3%    |
| 2017-18 Math All Grades   | 117                         | 34%         | 31%                  | 21%         | 15%     | 0%        | 15%   | -2%   | 65%  | 11%   |
| 2018-19 Math All Grades   | 117                         | 15%         | 50%                  | 29%         | 6%      | 0%        | 6%  | -9%   | 65%  | 0%    |

# Math Cohort Achievement and Growth

*Same students, consecutive grades*

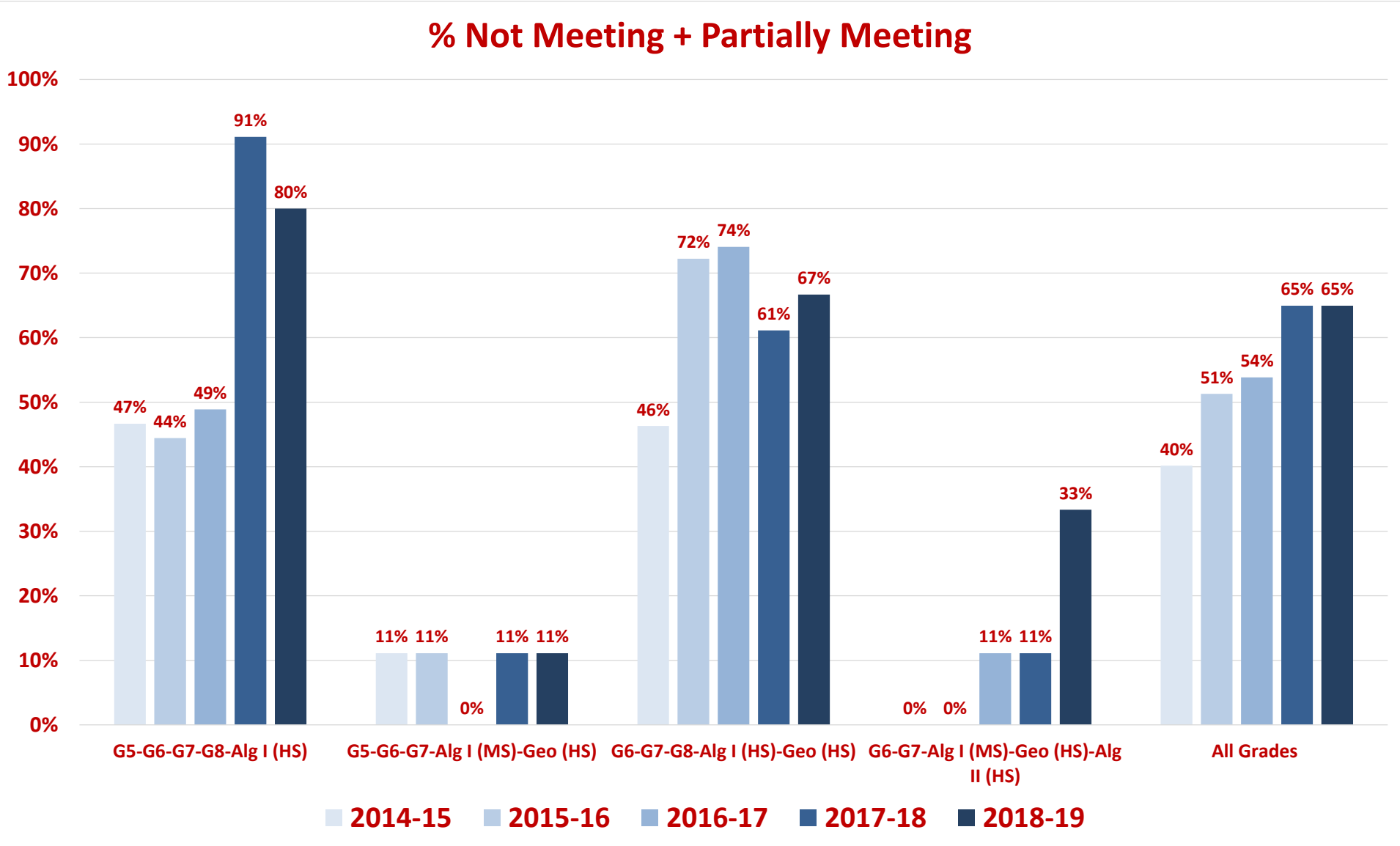
**% Meeting + Exceeding**



# Math Cohort Achievement and Growth

*Same students, consecutive grades*

## % Not Meeting + Partially Meeting



## Section 2

# Race

**Note: Student population percentages may not sum to 100% because of incomplete information in raw files.**



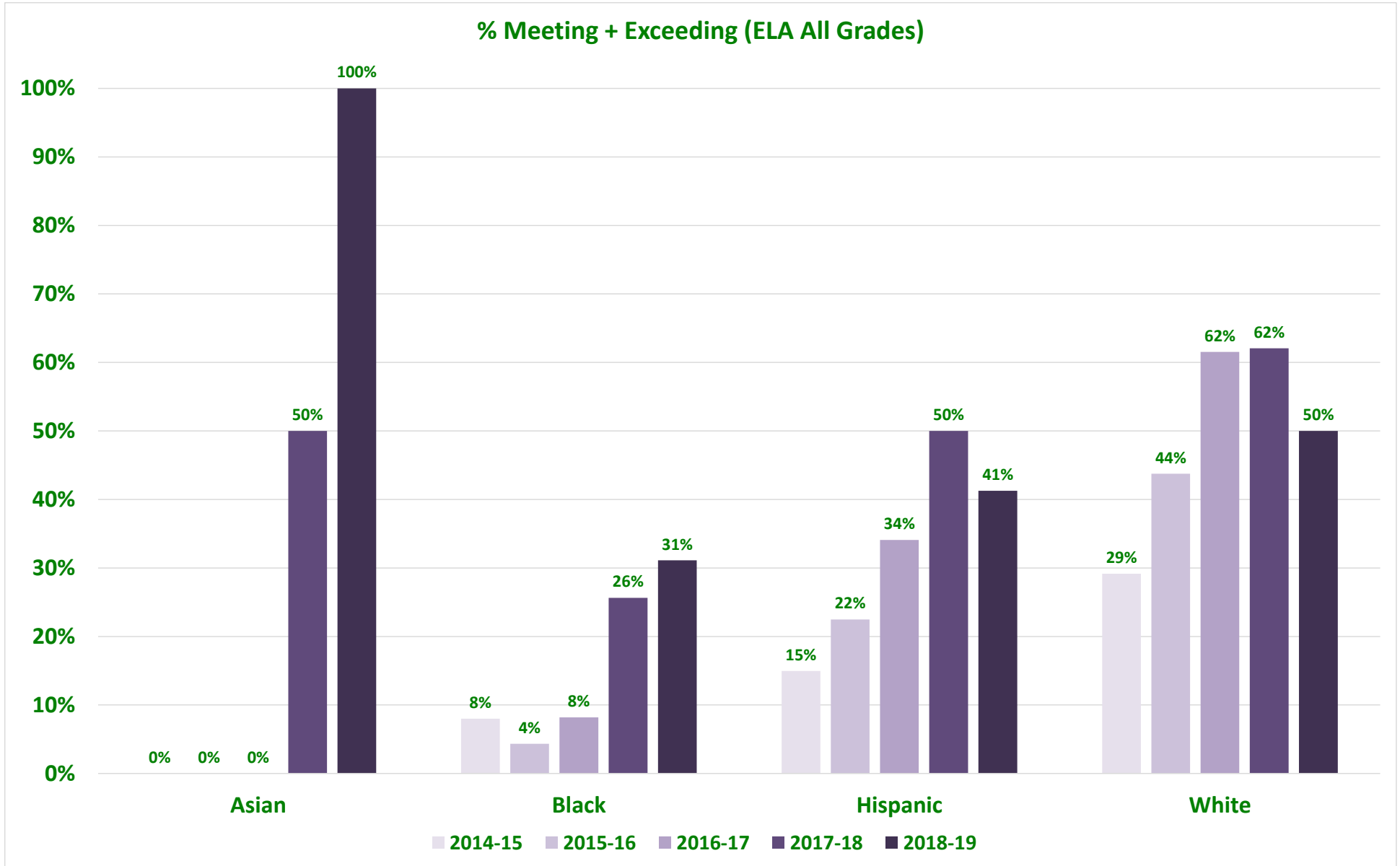
# Proficiency by Race

*Same grade, different students*

| Subject | Grade      | Race     | N-Count | % of    | N-Count | % of    | N-Count | % of    | N-Count | % of    | N-Count | % of    | % Meeting + Exceeding |         |         |         |         |
|---------|------------|----------|---------|---------|---------|---------|---------|---------|---------|---------|---------|---------|-----------------------|---------|---------|---------|---------|
|         |            |          | 2014-15 | 2014-15 | 2015-16 | 2015-16 | 2016-17 | 2016-17 | 2017-18 | 2017-18 | 2018-19 | 2018-19 | 2014-15               | 2015-16 | 2016-17 | 2017-18 | 2018-19 |
| ELA     | 9          | Asian    | 1       | 1%      | 0       | 0%      | 1       | 1%      | 1       | 1%      | 1       | 1%      | 0%                    | 0%      | 100%    | 100%    |         |
| ELA     | 9          | Black    | 15      | 20%     | 27      | 23%     | 34      | 31%     | 19      | 16%     | 24      | 22%     | 7%                    | 4%      | 9%      | 26%     | 25%     |
| ELA     | 9          | Hispanic | 44      | 58%     | 73      | 63%     | 58      | 54%     | 80      | 69%     | 66      | 60%     | 14%                   | 26%     | 34%     | 48%     | 39%     |
| ELA     | 9          | Multiple | 0       | 0%      | 0       | 0%      | 0       | 0%      | 0       | 0%      | 1       | 1%      |                       |         |         |         | 100%    |
| ELA     | 9          | Other    | 0       | 0%      | 0       | 0%      | 1       | 1%      | 0       | 0%      | 1       | 1%      |                       |         | 100%    |         | 0%      |
| ELA     | 9          | White    | 16      | 21%     | 16      | 14%     | 14      | 13%     | 16      | 14%     | 17      | 15%     | 25%                   | 44%     | 57%     | 56%     | 59%     |
| ELA     | 9          | All      | 76      |         | 116     |         | 108     |         | 116     |         | 110     |         | 14%                   | 23%     | 30%     | 46%     | 40%     |
| ELA     | 10         | Asian    | 1       | 1%      | 1       | 1%      | 0       | 0%      | 1       | 1%      | 1       | 1%      | 0%                    | 0%      | 0%      | 100%    |         |
| ELA     | 10         | Black    | 10      | 12%     | 19      | 21%     | 27      | 24%     | 20      | 22%     | 21      | 18%     | 10%                   | 5%      | 7%      | 25%     | 38%     |
| ELA     | 10         | Hispanic | 63      | 77%     | 56      | 61%     | 74      | 65%     | 58      | 62%     | 77      | 68%     | 16%                   | 18%     | 34%     | 53%     | 43%     |
| ELA     | 10         | White    | 8       | 10%     | 16      | 17%     | 12      | 11%     | 13      | 14%     | 15      | 13%     | 38%                   | 44%     | 67%     | 69%     | 40%     |
| ELA     | 10         | All      | 82      |         | 92      |         | 113     |         | 93      |         | 114     |         | 17%                   | 20%     | 31%     | 49%     | 42%     |
| ELA     | All Grades | Asian    | 2       | 1%      | 1       | 0%      | 1       | 0%      | 2       | 1%      | 2       | 1%      | 0%                    | 0%      | 0%      | 50%     | 100%    |
| ELA     | All Grades | Black    | 25      | 16%     | 46      | 22%     | 61      | 28%     | 39      | 19%     | 45      | 20%     | 8%                    | 4%      | 8%      | 26%     | 31%     |
| ELA     | All Grades | Hispanic | 107     | 68%     | 129     | 62%     | 132     | 60%     | 138     | 66%     | 143     | 64%     | 15%                   | 22%     | 34%     | 50%     | 41%     |
| ELA     | All Grades | Multiple | 0       | 0%      | 0       | 0%      | 0       | 0%      | 0       | 0%      | 1       | 0%      |                       |         |         |         | 100%    |
| ELA     | All Grades | Other    | 0       | 0%      | 0       | 0%      | 1       | 0%      | 1       | 0%      | 1       | 0%      |                       |         | 100%    | 100%    | 0%      |
| ELA     | All Grades | White    | 24      | 15%     | 32      | 15%     | 26      | 12%     | 29      | 14%     | 32      | 14%     | 29%                   | 44%     | 62%     | 62%     | 50%     |
| ELA     | All Grades | All      | 158     |         | 208     |         | 221     |         | 209     |         | 224     |         | 16%                   | 22%     | 30%     | 47%     | 41%     |

# Proficiency by Race

*Same grade, different students*



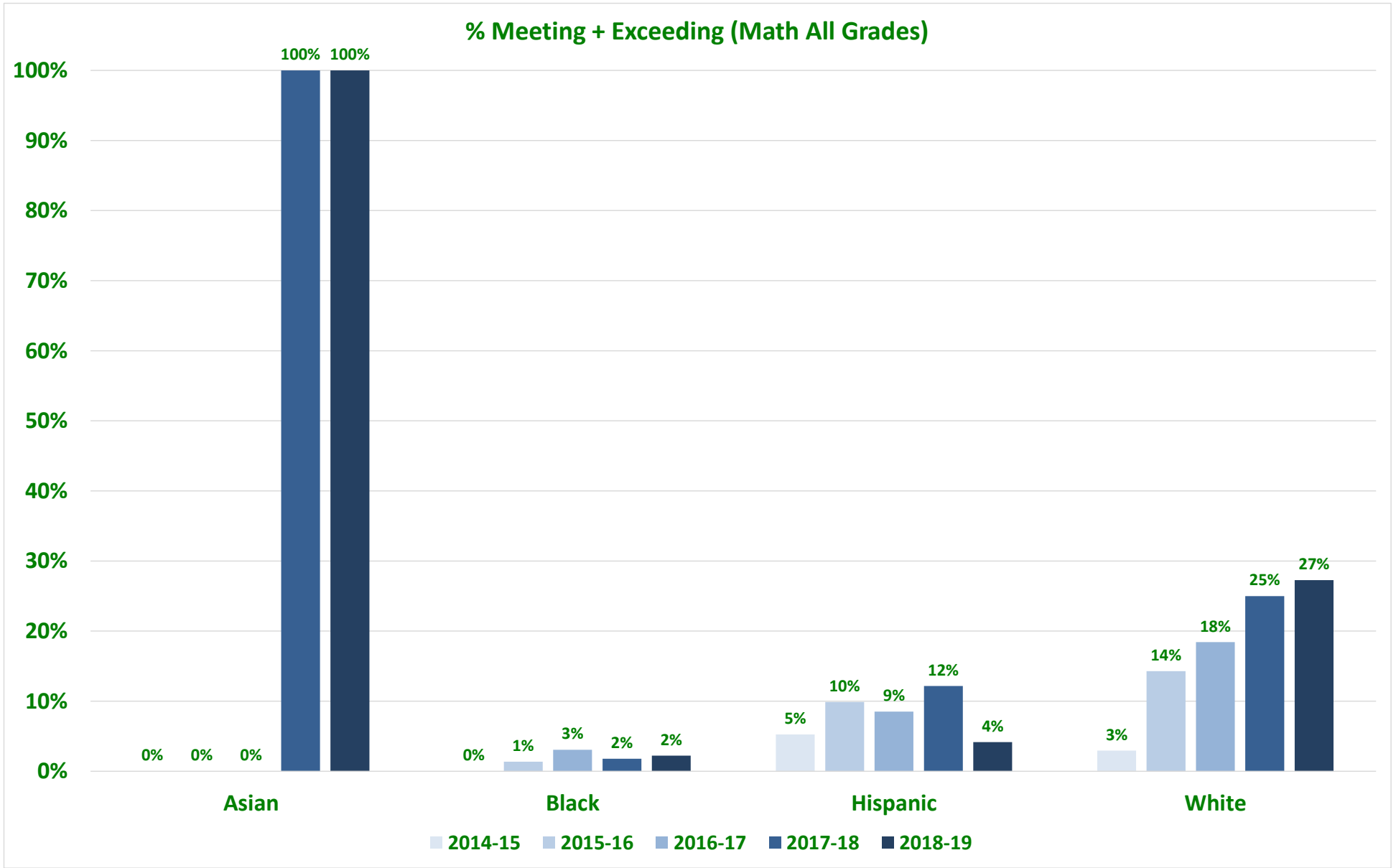
# Proficiency by Race

*Same grade, different students*

| Subject | Grade      | Race     | N-Count | % of    | N-Count | % of    | N-Count | % of    | N-Count | % of    | N-Count | % of    | % Meeting + Exceeding |         |         |         |         |
|---------|------------|----------|---------|---------|---------|---------|---------|---------|---------|---------|---------|---------|-----------------------|---------|---------|---------|---------|
|         |            |          | 2014-15 | 2014-15 | 2015-16 | 2015-16 | 2016-17 | 2016-17 | 2017-18 | 2017-18 | 2018-19 | 2018-19 | 2014-15               | 2015-16 | 2016-17 | 2017-18 | 2018-19 |
| Math    | Algebra I  | Black    | 15      | 22%     | 25      | 25%     | 25      | 28%     | 17      | 17%     | 24      | 26%     | 0%                    | 4%      | 4%      | 0%      | 0%      |
| Math    | Algebra I  | Hispanic | 40      | 58%     | 66      | 65%     | 50      | 57%     | 71      | 72%     | 57      | 63%     | 8%                    | 24%     | 10%     | 11%     | 4%      |
| Math    | Algebra I  | Other    | 0       | 0%      | 0       | 0%      | 1       | 1%      | 0       | 0%      | 1       | 1%      |                       |         | 0%      |         | 0%      |
| Math    | Algebra I  | White    | 13      | 19%     | 10      | 10%     | 11      | 13%     | 11      | 11%     | 9       | 10%     | 0%                    | 10%     | 9%      | 9%      | 11%     |
| Math    | Algebra I  | All      | 69      |         | 101     |         | 88      |         | 99      |         | 91      |         | 4%                    | 18%     | 8%      | 9%      | 3%      |
| Math    | Geometry   | Asian    | 1       | 1%      | 1       | 1%      | 0       | 0%      | 1       | 1%      | 1       | 1%      | 0%                    | 0%      |         | 100%    | 100%    |
| Math    | Geometry   | Black    | 9       | 11%     | 16      | 19%     | 24      | 24%     | 19      | 20%     | 18      | 16%     | 0%                    | 0%      | 0%      | 5%      | 6%      |
| Math    | Geometry   | Hispanic | 62      | 78%     | 53      | 62%     | 67      | 67%     | 60      | 62%     | 78      | 67%     | 5%                    | 2%      | 3%      | 8%      | 4%      |
| Math    | Geometry   | Multiple | 0       | 0%      | 0       | 0%      | 0       | 0%      | 0       | 0%      | 1       | 1%      |                       |         |         |         | 0%      |
| Math    | Geometry   | White    | 7       | 9%      | 16      | 19%     | 9       | 9%      | 16      | 16%     | 18      | 16%     | 0%                    | 25%     | 11%     | 25%     | 33%     |
| Math    | Geometry   | All      | 79      |         | 86      |         | 100     |         | 97      |         | 116     |         | 4%                    | 6%      | 3%      | 11%     | 9%      |
| Math    | Algebra II | Black    | 13      | 17%     | 32      | 28%     | 16      | 17%     | 20      | 24%     | 3       | 17%     | 0%                    | 0%      | 6%      | 0%      | 0%      |
| Math    | Algebra II | Hispanic | 50      | 65%     | 73      | 63%     | 59      | 63%     | 58      | 69%     | 9       | 50%     | 4%                    | 3%      | 14%     | 17%     | 11%     |
| Math    | Algebra II | White    | 14      | 18%     | 9       | 8%      | 18      | 19%     | 5       | 6%      | 6       | 33%     | 7%                    | 0%      | 28%     | 60%     | 33%     |
| Math    | Algebra II | All      | 77      |         | 115     |         | 93      |         | 84      |         | 18      |         | 4%                    | 2%      | 15%     | 17%     | 17%     |
| Math    | All Grades | Asian    | 2       | 1%      | 2       | 1%      | 1       | 0%      | 2       | 1%      | 1       | 0%      | 0%                    | 0%      | 0%      | 100%    | 100%    |
| Math    | All Grades | Black    | 37      | 16%     | 73      | 24%     | 65      | 23%     | 56      | 20%     | 45      | 20%     | 0%                    | 1%      | 3%      | 2%      | 2%      |
| Math    | All Grades | Hispanic | 152     | 68%     | 192     | 64%     | 176     | 63%     | 189     | 68%     | 144     | 64%     | 5%                    | 10%     | 9%      | 12%     | 4%      |
| Math    | All Grades | Multiple | 0       | 0%      | 0       | 0%      | 0       | 0%      | 0       | 0%      | 1       | 0%      |                       |         |         |         | 0%      |
| Math    | All Grades | Other    | 0       | 0%      | 0       | 0%      | 1       | 0%      | 1       | 0%      | 1       | 0%      |                       |         | 0%      | 0%      | 0%      |
| Math    | All Grades | White    | 34      | 15%     | 35      | 12%     | 38      | 14%     | 32      | 11%     | 33      | 15%     | 3%                    | 14%     | 18%     | 25%     | 27%     |
| Math    | All Grades | All      | 225     |         | 302     |         | 281     |         | 280     |         | 225     |         | 4%                    | 8%      | 9%      | 12%     | 8%      |

# Proficiency by Race

*Same grade, different students*



## Section 3

# Gender

**Note: Student population percentages may not sum to 100% because of incomplete information in raw files.**

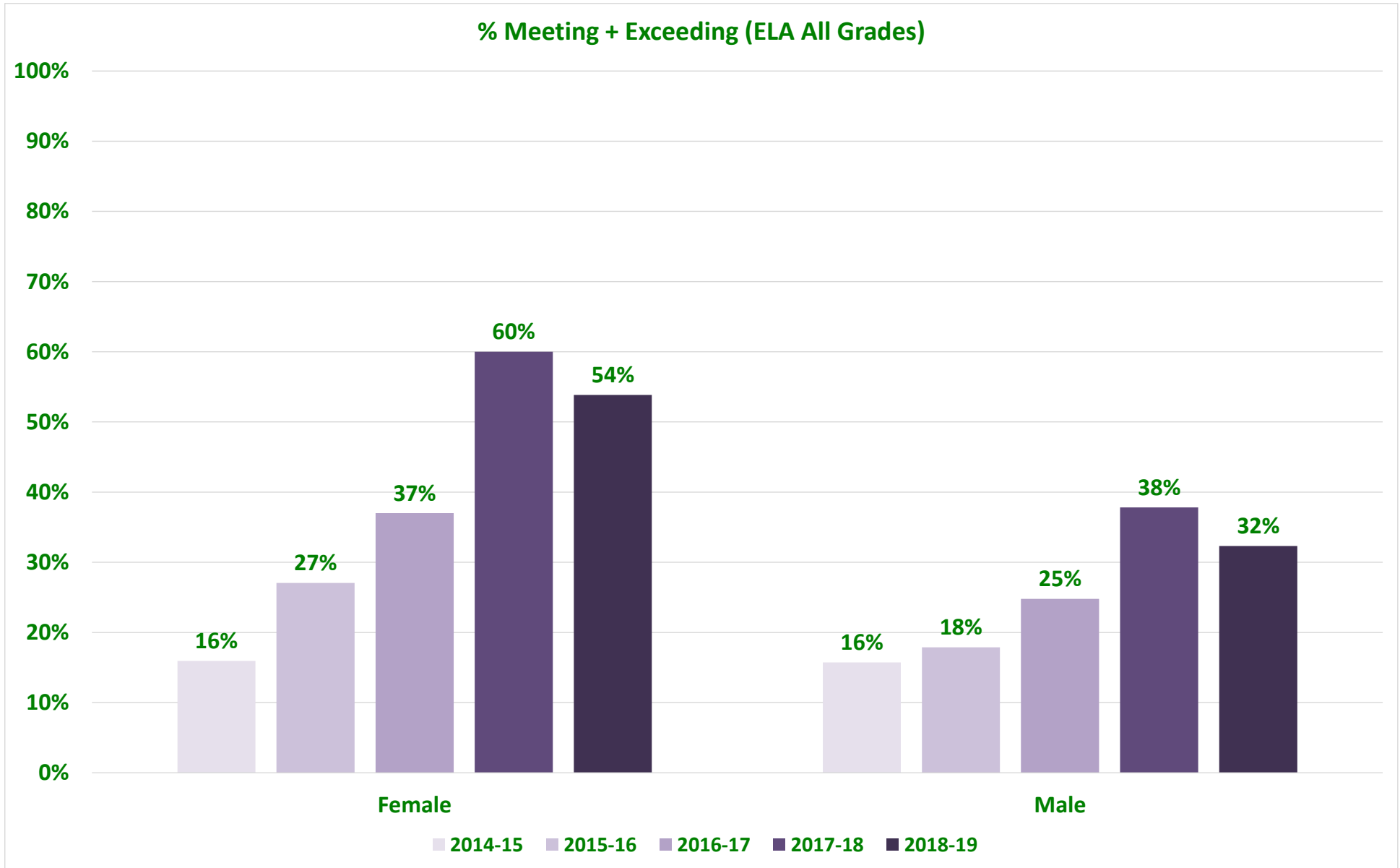
# Proficiency by Gender

*Same grade, different students*

| Subject | Grade      | Gender | N-Count |         | % of    |         | N-Count |         | % of    |         | N-Count |         | % of    |         | % Meeting + Exceeding |         |         |  |  |
|---------|------------|--------|---------|---------|---------|---------|---------|---------|---------|---------|---------|---------|---------|---------|-----------------------|---------|---------|--|--|
|         |            |        | 2014-15 | 2014-15 | 2015-16 | 2015-16 | 2016-17 | 2016-17 | 2017-18 | 2017-18 | 2018-19 | 2018-19 | 2014-15 | 2015-16 | 2016-17               | 2017-18 | 2018-19 |  |  |
| ELA     | 9          | Female | 30      | 39%     | 52      | 45%     | 48      | 44%     | 47      | 41%     | 39      | 35%     | 13%     | 29%     | 35%                   | 57%     | 51%     |  |  |
| ELA     | 9          | Male   | 46      | 61%     | 64      | 55%     | 60      | 56%     | 69      | 59%     | 71      | 65%     | 15%     | 19%     | 25%                   | 38%     | 34%     |  |  |
| ELA     | 9          | All    | 76      |         | 116     |         | 108     |         | 116     |         | 110     |         | 14%     | 23%     | 30%                   | 46%     | 40%     |  |  |
| ELA     | 10         | Female | 39      | 48%     | 33      | 36%     | 52      | 46%     | 43      | 46%     | 52      | 46%     | 18%     | 24%     | 38%                   | 63%     | 56%     |  |  |
| ELA     | 10         | Male   | 43      | 52%     | 59      | 64%     | 61      | 54%     | 50      | 54%     | 62      | 54%     | 16%     | 17%     | 25%                   | 38%     | 31%     |  |  |
| ELA     | 10         | All    | 82      |         | 92      |         | 113     |         | 93      |         | 114     |         | 17%     | 20%     | 31%                   | 49%     | 42%     |  |  |
| ELA     | All Grades | Female | 69      | 44%     | 85      | 41%     | 100     | 45%     | 90      | 43%     | 91      | 41%     | 16%     | 27%     | 37%                   | 60%     | 54%     |  |  |
| ELA     | All Grades | Male   | 89      | 56%     | 123     | 59%     | 121     | 55%     | 119     | 57%     | 133     | 59%     | 16%     | 18%     | 25%                   | 38%     | 32%     |  |  |
| ELA     | All Grades | All    | 158     |         | 208     |         | 221     |         | 209     |         | 224     |         | 16%     | 22%     | 30%                   | 47%     | 41%     |  |  |

# Proficiency by Gender

*Same grade, different students*



# Proficiency by Gender

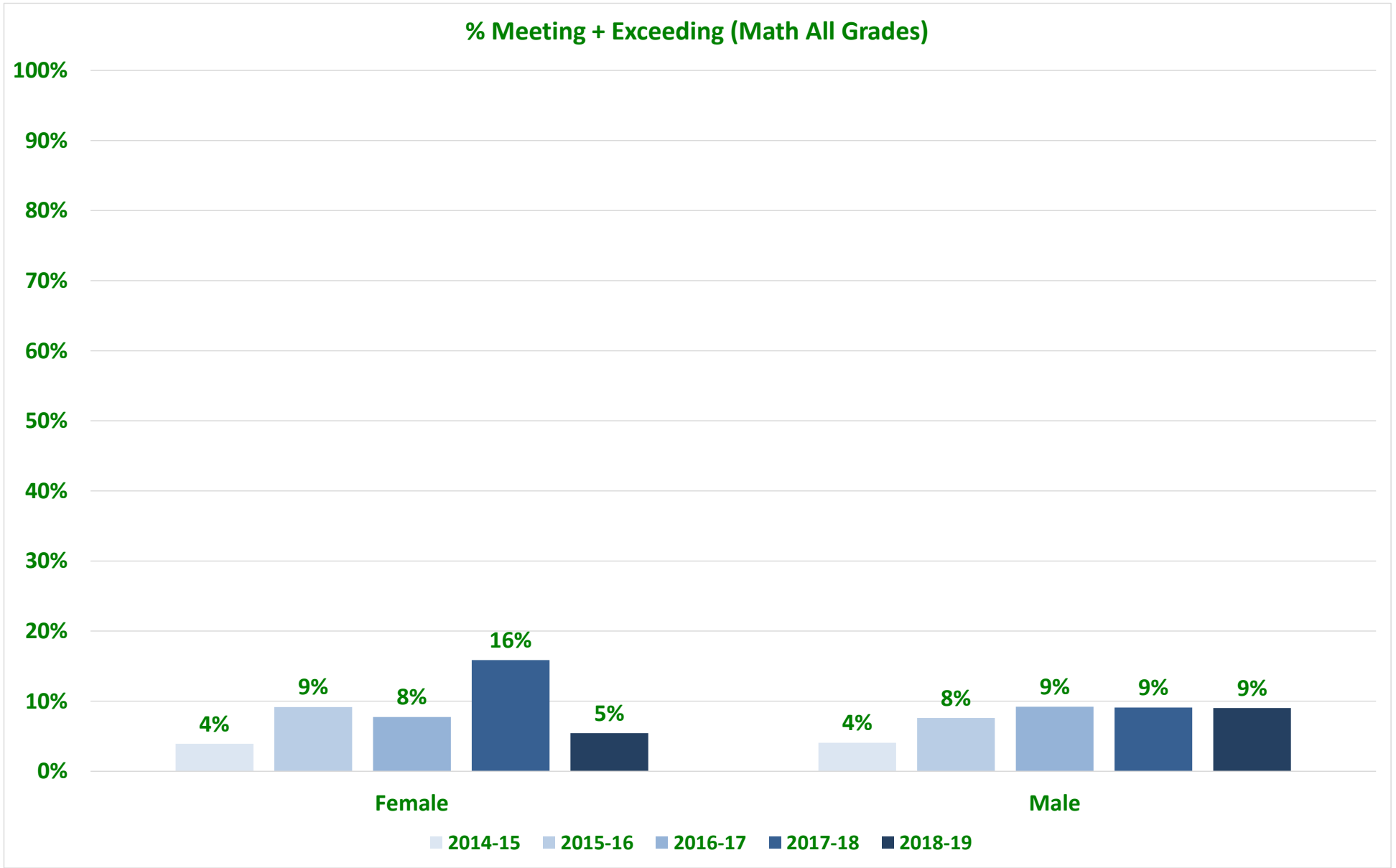
*Same grade, different students*

| Subject     | Grade             | Gender     | N-Count    |         | % of       |         | N-Count    |         | % of       |         | N-Count    |         | % of      |            | % Meeting + Exceeding |            |            |  |  |
|-------------|-------------------|------------|------------|---------|------------|---------|------------|---------|------------|---------|------------|---------|-----------|------------|-----------------------|------------|------------|--|--|
|             |                   |            | 2014-15    | 2014-15 | 2015-16    | 2015-16 | 2016-17    | 2016-17 | 2017-18    | 2017-18 | 2018-19    | 2018-19 | 2014-15   | 2015-16    | 2016-17               | 2017-18    | 2018-19    |  |  |
| Math        | Algebra I         | Female     | 28         | 41%     | 48         | 48%     | 36         | 41%     | 38         | 38%     | 34         | 37%     | 4%        | 17%        | 6%                    | 13%        | 3%         |  |  |
| Math        | Algebra I         | Male       | 41         | 59%     | 53         | 52%     | 52         | 59%     | 61         | 62%     | 57         | 63%     | 5%        | 19%        | 10%                   | 7%         | 4%         |  |  |
| <i>Math</i> | <i>Algebra I</i>  | <i>All</i> | <i>69</i>  |         | <i>101</i> |         | <i>88</i>  |         | <i>99</i>  |         | <i>91</i>  |         | <i>4%</i> | <i>18%</i> | <i>8%</i>             | <i>9%</i>  | <i>3%</i>  |  |  |
| Math        | Geometry          | Female     | 36         | 46%     | 30         | 35%     | 55         | 55%     | 44         | 45%     | 48         | 41%     | 3%        | 7%         | 2%                    | 16%        | 4%         |  |  |
| Math        | Geometry          | Male       | 43         | 54%     | 56         | 65%     | 45         | 45%     | 53         | 55%     | 68         | 59%     | 5%        | 5%         | 4%                    | 8%         | 13%        |  |  |
| <i>Math</i> | <i>Geometry</i>   | <i>All</i> | <i>79</i>  |         | <i>86</i>  |         | <i>100</i> |         | <i>97</i>  |         | <i>116</i> |         | <i>4%</i> | <i>6%</i>  | <i>3%</i>             | <i>11%</i> | <i>9%</i>  |  |  |
| Math        | Algebra II        | Female     | 38         | 49%     | 53         | 46%     | 38         | 41%     | 44         | 52%     | 10         | 56%     | 5%        | 4%         | 18%                   | 18%        | 20%        |  |  |
| Math        | Algebra II        | Male       | 39         | 51%     | 62         | 54%     | 55         | 59%     | 40         | 48%     | 8          | 44%     | 3%        | 0%         | 13%                   | 15%        | 13%        |  |  |
| <i>Math</i> | <i>Algebra II</i> | <i>All</i> | <i>77</i>  |         | <i>115</i> |         | <i>93</i>  |         | <i>84</i>  |         | <i>18</i>  |         | <i>4%</i> | <i>2%</i>  | <i>15%</i>            | <i>17%</i> | <i>17%</i> |  |  |
| Math        | All Grades        | Female     | 102        | 45%     | 131        | 43%     | 129        | 46%     | 126        | 45%     | 92         | 41%     | 4%        | 9%         | 8%                    | 16%        | 5%         |  |  |
| Math        | All Grades        | Male       | 123        | 55%     | 171        | 57%     | 152        | 54%     | 154        | 55%     | 133        | 59%     | 4%        | 8%         | 9%                    | 9%         | 9%         |  |  |
| <i>Math</i> | <i>All Grades</i> | <i>All</i> | <i>225</i> |         | <i>302</i> |         | <i>281</i> |         | <i>280</i> |         | <i>225</i> |         | <i>4%</i> | <i>8%</i>  | <i>9%</i>             | <i>12%</i> | <i>8%</i>  |  |  |



# Proficiency by Gender

*Same grade, different students*



Section 4

# Program

# Proficiency by Program

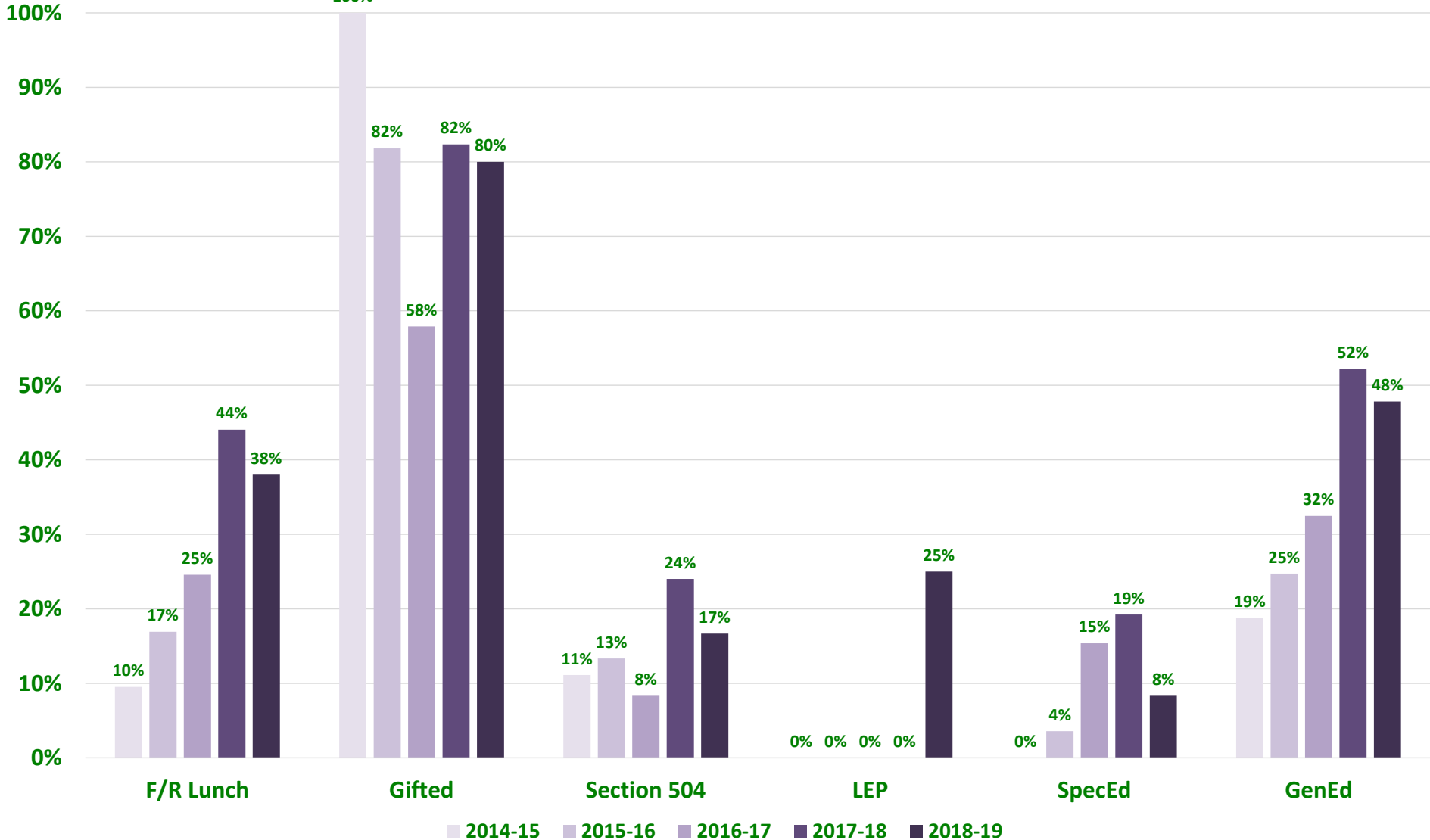
*Same grade, different students*

| Subject | Grade      | Program     | N-Count | % of    | N-Count | % of    | N-Count | % of    | N-Count | % of    | N-Count | % of    | % Meeting + Exceeding |         |         |         |         |
|---------|------------|-------------|---------|---------|---------|---------|---------|---------|---------|---------|---------|---------|-----------------------|---------|---------|---------|---------|
|         |            |             | 2014-15 | 2014-15 | 2015-16 | 2015-16 | 2016-17 | 2016-17 | 2017-18 | 2017-18 | 2018-19 | 2018-19 | 2014-15               | 2015-16 | 2016-17 | 2017-18 | 2018-19 |
| ELA     | 9          | F/R Lunch   | 39      | 51%     | 79      | 68%     | 86      | 80%     | 93      | 80%     | 80      | 73%     | 10%                   | 19%     | 27%     | 44%     | 35%     |
| ELA     | 9          | Gifted      | 3       | 4%      | 8       | 7%      | 12      | 11%     | 22      | 19%     | 14      | 13%     | 100%                  | 75%     | 50%     | 91%     | 64%     |
| ELA     | 9          | Section 504 | 4       | 5%      | 9       | 8%      | 16      | 15%     | 12      | 10%     | 11      | 10%     | 25%                   | 11%     | 13%     | 25%     | 18%     |
| ELA     | 9          | LEP         | 1       | 1%      | 1       | 1%      | 2       | 2%      | 2       | 2%      | 2       | 2%      | 0%                    | 0%      | 0%      | 0%      | 50%     |
| ELA     | 9          | SpecEd      | 11      | 14%     | 17      | 15%     | 10      | 9%      | 18      | 16%     | 18      | 16%     | 0%                    | 6%      | 20%     | 22%     | 6%      |
| ELA     | 9          | GenEd       | 64      | 84%     | 98      | 84%     | 97      | 90%     | 96      | 83%     | 90      | 82%     | 17%                   | 27%     | 31%     | 51%     | 47%     |
| ELA     | 9          | All         | 76      |         | 116     |         | 108     |         | 116     |         | 110     |         | 14%                   | 23%     | 30%     | 46%     | 40%     |
| ELA     | 10         | F/R Lunch   | 3       | 4%      | 51      | 55%     | 85      | 75%     | 75      | 81%     | 91      | 80%     | 0%                    | 14%     | 22%     | 44%     | 41%     |
| ELA     | 10         | Gifted      | 1       | 1%      | 3       | 3%      | 7       | 6%      | 12      | 13%     | 21      | 18%     | 100%                  | 100%    | 71%     | 67%     | 90%     |
| ELA     | 10         | Section 504 | 5       | 6%      | 6       | 7%      | 8       | 7%      | 13      | 14%     | 13      | 11%     | 0%                    | 17%     | 0%      | 23%     | 15%     |
| ELA     | 10         | LEP         | 2       | 2%      | 1       | 1%      | 0       | 0%      | 2       | 2%      | 2       | 2%      | 0%                    | 0%      |         | 0%      | 0%      |
| ELA     | 10         | SpecEd      | 11      | 13%     | 11      | 12%     | 16      | 14%     | 8       | 9%      | 18      | 16%     | 0%                    | 0%      | 13%     | 13%     | 11%     |
| ELA     | 10         | GenEd       | 69      | 84%     | 80      | 87%     | 97      | 86%     | 84      | 90%     | 94      | 82%     | 20%                   | 23%     | 34%     | 54%     | 49%     |
| ELA     | 10         | All         | 82      |         | 92      |         | 113     |         | 93      |         | 114     |         | 17%                   | 20%     | 31%     | 49%     | 42%     |
| ELA     | All Grades | F/R Lunch   | 42      | 27%     | 130     | 63%     | 171     | 77%     | 168     | 80%     | 171     | 76%     | 10%                   | 17%     | 25%     | 44%     | 38%     |
| ELA     | All Grades | Gifted      | 4       | 3%      | 11      | 5%      | 19      | 9%      | 34      | 16%     | 35      | 16%     | 100%                  | 82%     | 58%     | 82%     | 80%     |
| ELA     | All Grades | Section 504 | 9       | 6%      | 15      | 7%      | 24      | 11%     | 25      | 12%     | 24      | 11%     | 11%                   | 13%     | 8%      | 24%     | 17%     |
| ELA     | All Grades | LEP         | 3       | 2%      | 2       | 1%      | 2       | 1%      | 4       | 2%      | 4       | 2%      | 0%                    | 0%      | 0%      | 0%      | 25%     |
| ELA     | All Grades | SpecEd      | 22      | 14%     | 28      | 13%     | 26      | 12%     | 26      | 12%     | 36      | 16%     | 0%                    | 4%      | 15%     | 19%     | 8%      |
| ELA     | All Grades | GenEd       | 133     | 84%     | 178     | 86%     | 194     | 88%     | 180     | 86%     | 184     | 82%     | 19%                   | 25%     | 32%     | 52%     | 48%     |
| ELA     | All Grades | All         | 158     |         | 208     |         | 221     |         | 209     |         | 224     |         | 16%                   | 22%     | 30%     | 47%     | 41%     |

# Proficiency by Program

*Same grade, different students*

% Meeting + Exceeding (ELA All Grades)



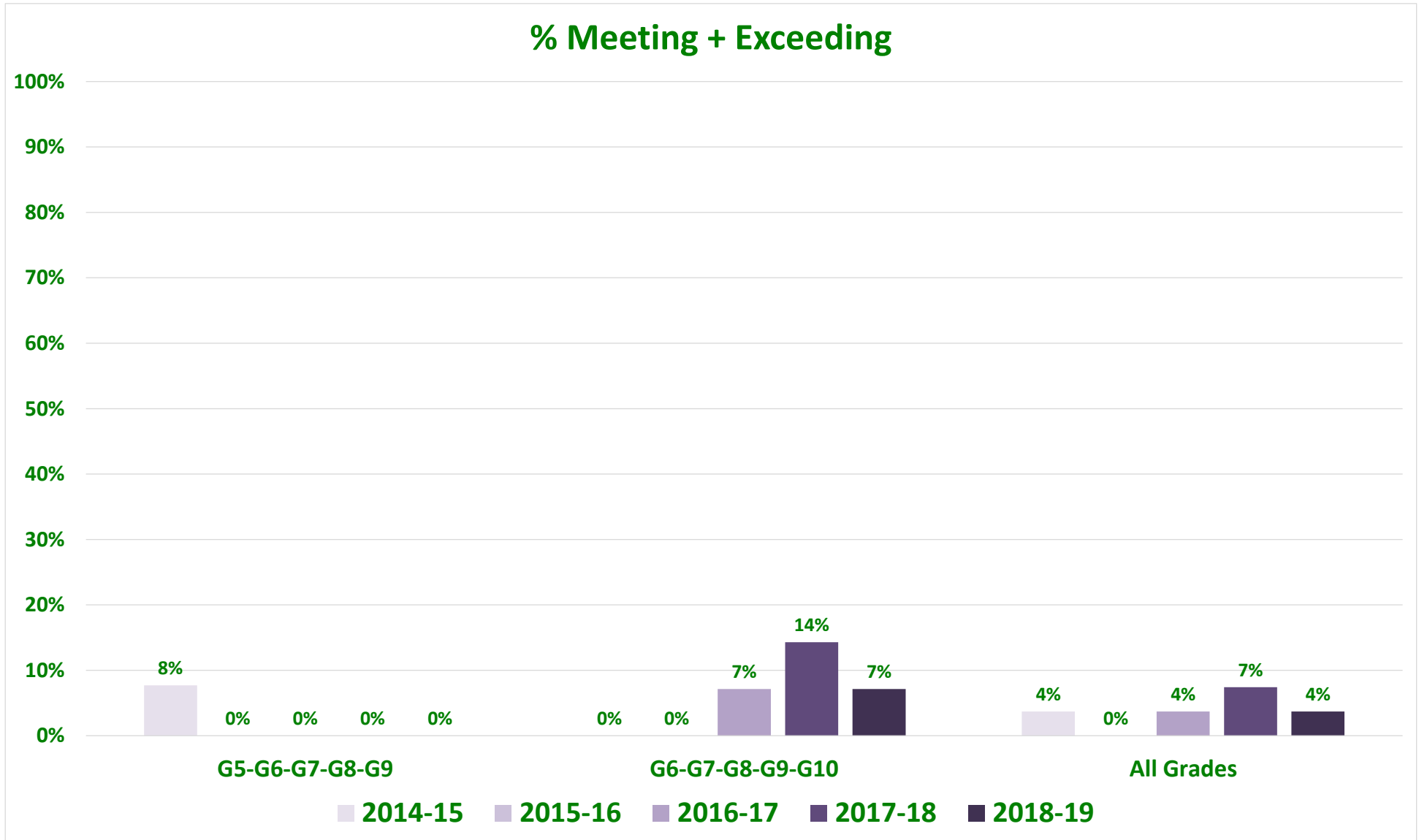
# ELA Cohort Summary - Special Ed Students

*Same students, consecutive grades*

|                        | # of results in District | Not Meeting | Partially Meeting | Approaching | Meeting | Exceeding | Meeting + Exceeding (Highest Two Levels) |       | Not Meeting + Partially Meeting (Lowest Two Levels) |       |
|------------------------|--------------------------|-------------|-------------------|-------------|---------|-----------|--|-------|---|-------|
|                        |                          |             |                   |             |         |           | District                                 | Yr-Yr | District  | Yr-Yr |
| 2014-15 G5 ELA PARCC   | 13                       | 31%         | 31%               | 31%         | 8%      | 0%        | 8%                                       |       | 62%   |       |
| 2015-16 G6 ELA PARCC   | 13                       | 31%         | 23%               | 46%         | 0%      | 0%        | 0%                                       | -8%   | 54%   | -8%   |
| 2016-17 G7 ELA PARCC   | 13                       | 54%         | 23%               | 23%         | 0%      | 0%        | 0%                                       | 0%    | 77%   | 23%   |
| 2017-18 G8 ELA PARCC   | 13                       | 46%         | 46%               | 8%          | 0%      | 0%        | 0%                                       | 0%    | 92%   | 15%   |
| 2018-19 G9 ELA NJSLA   | 13                       | 46%         | 38%               | 15%         | 0%      | 0%        | 0%                                       | 0%    | 85%   | -8%   |
| 2014-15 G6 ELA PARCC   | 14                       | 29%         | 29%               | 43%         | 0%      | 0%        | 0%                                       |       | 57%   |       |
| 2015-16 G7 ELA PARCC   | 14                       | 71%         | 21%               | 7%          | 0%      | 0%        | 0%                                       | 0%    | 93%   | 36%   |
| 2016-17 G8 ELA PARCC   | 14                       | 50%         | 21%               | 21%         | 7%      | 0%        | 7%                                       | 7%    | 71%   | -21%  |
| 2017-18 G9 ELA PARCC   | 14                       | 29%         | 43%               | 14%         | 14%     | 0%        | 14%                                      | 7%    | 71%   | 0%    |
| 2018-19 G10 ELA NJSLA  | 14                       | 43%         | 36%               | 14%         | 7%      | 0%        | 7%                                       | -7%   | 79%   | 7%    |
| 2014-15 ELA All Grades | 27                       | 30%         | 30%               | 37%         | 4%      | 0%        | 4%                                       |       | 59%   |       |
| 2015-16 ELA All Grades | 27                       | 52%         | 22%               | 26%         | 0%      | 0%        | 0%                                       | -4%   | 74%   | 15%   |
| 2016-17 ELA All Grades | 27                       | 52%         | 22%               | 22%         | 4%      | 0%        | 4%                                       | 4%    | 74%   | 0%    |
| 2017-18 ELA All Grades | 27                       | 37%         | 44%               | 11%         | 7%      | 0%        | 7%                                       | 4%    | 81%   | 7%    |
| 2018-19 ELA All Grades | 27                       | 44%         | 37%               | 15%         | 4%      | 0%        | 4%                                       | -4%   | 81%   | 0%    |

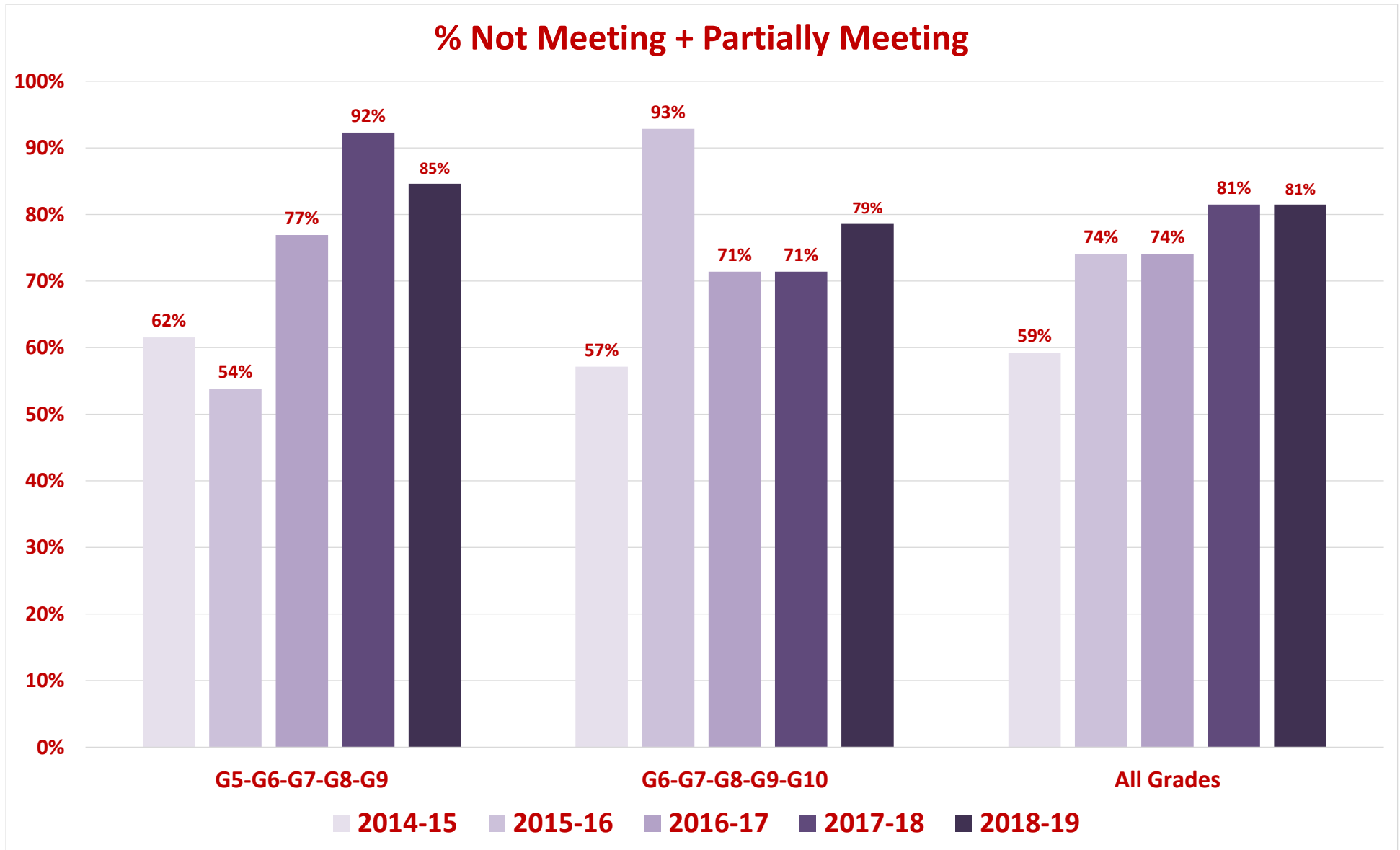
# ELA Cohort Summary - Special Ed Students

*Same students, consecutive grades*



# ELA Cohort Summary - Special Ed Students

*Same students, consecutive grades*



# Proficiency by Program

*Same grade, different students*

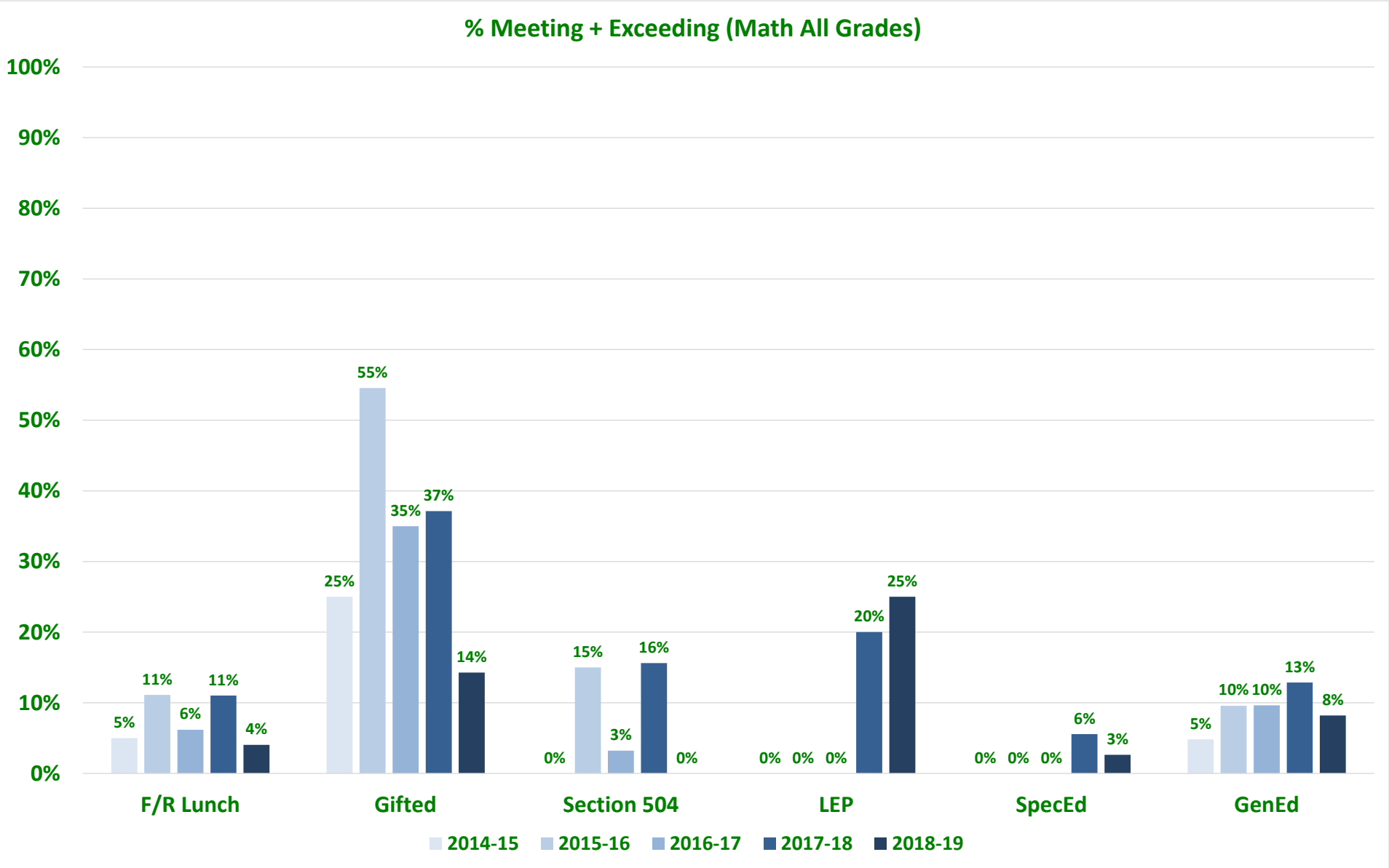
| Subject | Grade      | Program     | N-Count | % of    | N-Count | % of    | N-Count | % of    | N-Count | % of    | N-Count | % of    | % Meeting + Exceeding |         |         |         |         |
|---------|------------|-------------|---------|---------|---------|---------|---------|---------|---------|---------|---------|---------|-----------------------|---------|---------|---------|---------|
|         |            |             | 2014-15 | 2014-15 | 2015-16 | 2015-16 | 2016-17 | 2016-17 | 2017-18 | 2017-18 | 2018-19 | 2018-19 | 2014-15               | 2015-16 | 2016-17 | 2017-18 | 2018-19 |
| Math    | Algebra I  | F/R Lunch   | 34      | 49%     | 71      | 70%     | 73      | 83%     | 83      | 84%     | 72      | 79%     | 3%                    | 18%     | 7%      | 11%     | 3%      |
| Math    | Algebra I  | Gifted      | 0       | 0%      | 3       | 3%      | 7       | 8%      | 11      | 11%     | 9       | 10%     |                       | 67%     | 29%     | 27%     | 0%      |
| Math    | Algebra I  | Section 504 | 4       | 6%      | 9       | 9%      | 14      | 16%     | 10      | 10%     | 10      | 11%     | 0%                    | 33%     | 0%      | 0%      | 0%      |
| Math    | Algebra I  | LEP         | 1       | 1%      | 1       | 1%      | 3       | 3%      | 2       | 2%      | 1       | 1%      | 0%                    | 0%      | 0%      | 50%     | 0%      |
| Math    | Algebra I  | SpecEd      | 14      | 20%     | 18      | 18%     | 9       | 10%     | 18      | 18%     | 19      | 21%     | 0%                    | 0%      | 0%      | 11%     | 0%      |
| Math    | Algebra I  | GenEd       | 54      | 78%     | 82      | 81%     | 77      | 88%     | 79      | 80%     | 71      | 78%     | 6%                    | 22%     | 9%      | 8%      | 4%      |
| Math    | Algebra I  | All         | 69      |         | 101     |         | 88      |         | 99      |         | 91      |         | 4%                    | 18%     | 8%      | 9%      | 3%      |
| Math    | Geometry   | F/R Lunch   | 6       | 8%      | 52      | 60%     | 78      | 78%     | 77      | 79%     | 89      | 77%     | 17%                   | 4%      | 3%      | 8%      | 4%      |
| Math    | Geometry   | Gifted      | 3       | 4%      | 5       | 6%      | 8       | 8%      | 18      | 19%     | 16      | 14%     | 33%                   | 60%     | 13%     | 33%     | 19%     |
| Math    | Geometry   | Section 504 | 5       | 6%      | 5       | 6%      | 9       | 9%      | 13      | 13%     | 12      | 10%     | 0%                    | 0%      | 0%      | 15%     | 0%      |
| Math    | Geometry   | LEP         | 2       | 3%      | 1       | 1%      | 0       | 0%      | 2       | 2%      | 3       | 3%      | 0%                    | 0%      |         | 0%      | 33%     |
| Math    | Geometry   | SpecEd      | 10      | 13%     | 9       | 10%     | 13      | 13%     | 7       | 7%      | 18      | 16%     | 0%                    | 0%      | 0%      | 0%      | 6%      |
| Math    | Geometry   | GenEd       | 67      | 85%     | 76      | 88%     | 87      | 87%     | 89      | 92%     | 95      | 82%     | 4%                    | 7%      | 3%      | 12%     | 9%      |
| Math    | Geometry   | All         | 79      |         | 86      |         | 100     |         | 97      |         | 116     |         | 4%                    | 6%      | 3%      | 11%     | 9%      |
| Math    | Algebra II | F/R Lunch   | 0       | 0%      | 12      | 10%     | 59      | 63%     | 67      | 80%     | 12      | 67%     |                       | 0%      | 10%     | 15%     | 8%      |
| Math    | Algebra II | Gifted      | 1       | 1%      | 3       | 3%      | 5       | 5%      | 6       | 7%      | 10      | 56%     | 0%                    | 33%     | 80%     | 67%     | 20%     |
| Math    | Algebra II | Section 504 | 4       | 5%      | 6       | 5%      | 8       | 9%      | 9       | 11%     | 2       | 11%     | 0%                    | 0%      | 13%     | 33%     | 0%      |
| Math    | Algebra II | SpecEd      | 11      | 14%     | 11      | 10%     | 7       | 8%      | 11      | 13%     | 1       | 6%      | 0%                    | 0%      | 0%      | 0%      | 0%      |
| Math    | Algebra II | GenEd       | 66      | 86%     | 103     | 90%     | 85      | 91%     | 73      | 87%     | 17      | 94%     | 5%                    | 2%      | 16%     | 19%     | 18%     |
| Math    | Algebra II | All         | 77      |         | 115     |         | 93      |         | 84      |         | 18      |         | 4%                    | 2%      | 15%     | 17%     | 17%     |
| Math    | All Grades | F/R Lunch   | 40      | 18%     | 135     | 45%     | 210     | 75%     | 227     | 81%     | 173     | 77%     | 5%                    | 11%     | 6%      | 11%     | 4%      |
| Math    | All Grades | Gifted      | 4       | 2%      | 11      | 4%      | 20      | 7%      | 35      | 13%     | 35      | 16%     | 25%                   | 55%     | 35%     | 37%     | 14%     |
| Math    | All Grades | Section 504 | 13      | 6%      | 20      | 7%      | 31      | 11%     | 32      | 11%     | 24      | 11%     | 0%                    | 15%     | 3%      | 16%     | 0%      |
| Math    | All Grades | LEP         | 3       | 1%      | 3       | 1%      | 4       | 1%      | 5       | 2%      | 4       | 2%      | 0%                    | 0%      | 0%      | 20%     | 25%     |
| Math    | All Grades | SpecEd      | 35      | 16%     | 38      | 13%     | 29      | 10%     | 36      | 13%     | 38      | 17%     | 0%                    | 0%      | 0%      | 6%      | 3%      |
| Math    | All Grades | GenEd       | 187     | 83%     | 261     | 86%     | 249     | 89%     | 241     | 86%     | 183     | 81%     | 5%                    | 10%     | 10%     | 13%     | 8%      |
| Math    | All Grades | All         | 225     |         | 302     |         | 281     |         | 280     |         | 225     |         | 4%                    | 8%      | 9%      | 12%     | 8%      |



# Proficiency by Program

*Same grade, different students*

% Meeting + Exceeding (Math All Grades)



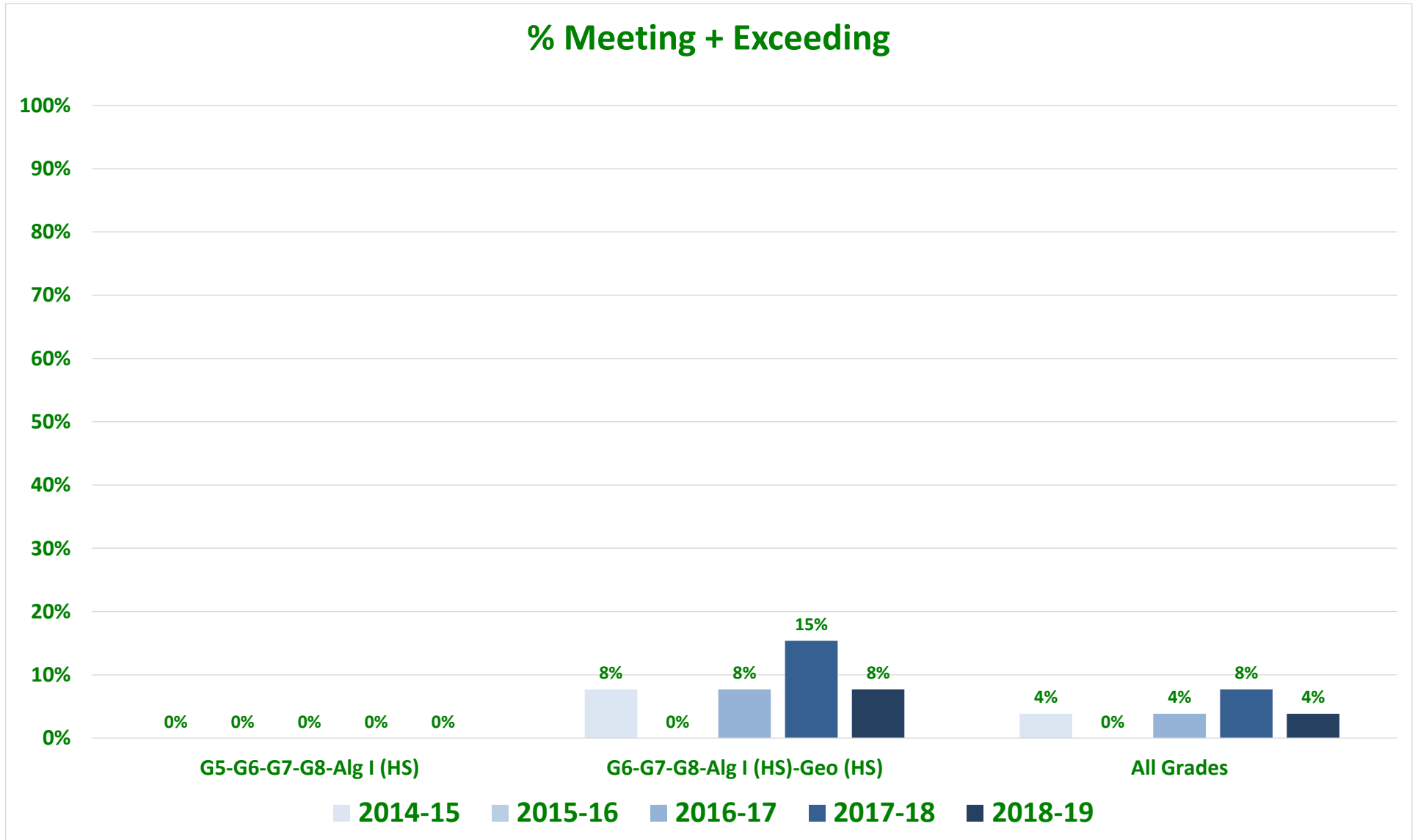
# Math Cohort Summary - Special Ed Students

*Same students, consecutive grades*

|                          | # of results in District | Not Meeting | Partially Meeting | Approaching | Meeting | Exceeding | Meeting + Exceeding (Highest Two Levels) |       | Not Meeting + Partially Meeting (Lowest Two Levels) |       |
|--------------------------|--------------------------|-------------|-------------------|-------------|---------|-----------|--|-------|---|-------|
|                          |                          |             |                   |             |         |           | District                                 | Yr-Yr | District  | Yr-Yr |
| 2014-15 G5 PARCC         | 13                       | 15%         | 54%               | 31%         | 0%      | 0%        | 0%                                       |       | 69%   |       |
| 2015-16 G6 PARCC         | 13                       | 31%         | 38%               | 31%         | 0%      | 0%        | 0%                                       | 0%    | 69%   | 0%    |
| 2016-17 G7 PARCC         | 13                       | 46%         | 38%               | 15%         | 0%      | 0%        | 0%                                       | 0%    | 85%   | 15%   |
| 2017-18 G8 PARCC         | 13                       | 92%         | 8%                | 0%          | 0%      | 0%        | 0%                                       | 0%    | 100%  | 15%   |
| 2018-19 Alg I (HS) NJSLA | 13                       | 38%         | 46%               | 15%         | 0%      | 0%        | 0%                                       | 0%    | 85%   | -15%  |
| 2014-15 G6 PARCC         | 13                       | 15%         | 46%               | 31%         | 8%      | 0%        | 8%                                       |       | 62%   |       |
| 2015-16 G7 PARCC         | 13                       | 31%         | 54%               | 15%         | 0%      | 0%        | 0%                                       | -8%   | 85%   | 23%   |
| 2016-17 G8 PARCC         | 13                       | 54%         | 31%               | 8%          | 8%      | 0%        | 8%                                       | 8%    | 85%   | 0%    |
| 2017-18 Alg I (HS) PARCC | 13                       | 31%         | 38%               | 15%         | 15%     | 0%        | 15%                                      | 8%    | 69%   | -15%  |
| 2018-19 Geo (HS) NJSLA   | 13                       | 38%         | 31%               | 23%         | 8%      | 0%        | 8%                                       | -8%   | 69%   | 0%    |
| 2014-15 Math All Grades  | 26                       | 15%         | 50%               | 31%         | 4%      | 0%        | 4%                                       |       | 65%   |       |
| 2015-16 Math All Grades  | 26                       | 31%         | 46%               | 23%         | 0%      | 0%        | 0%                                       | -4%   | 77%   | 12%   |
| 2016-17 Math All Grades  | 26                       | 50%         | 35%               | 12%         | 4%      | 0%        | 4%                                       | 4%    | 85%   | 8%    |
| 2017-18 Math All Grades  | 26                       | 62%         | 23%               | 8%          | 8%      | 0%        | 8%                                       | 4%    | 85%   | 0%    |
| 2018-19 Math All Grades  | 26                       | 38%         | 38%               | 19%         | 4%      | 0%        | 4%                                       | -4%   | 77%   | -8%   |

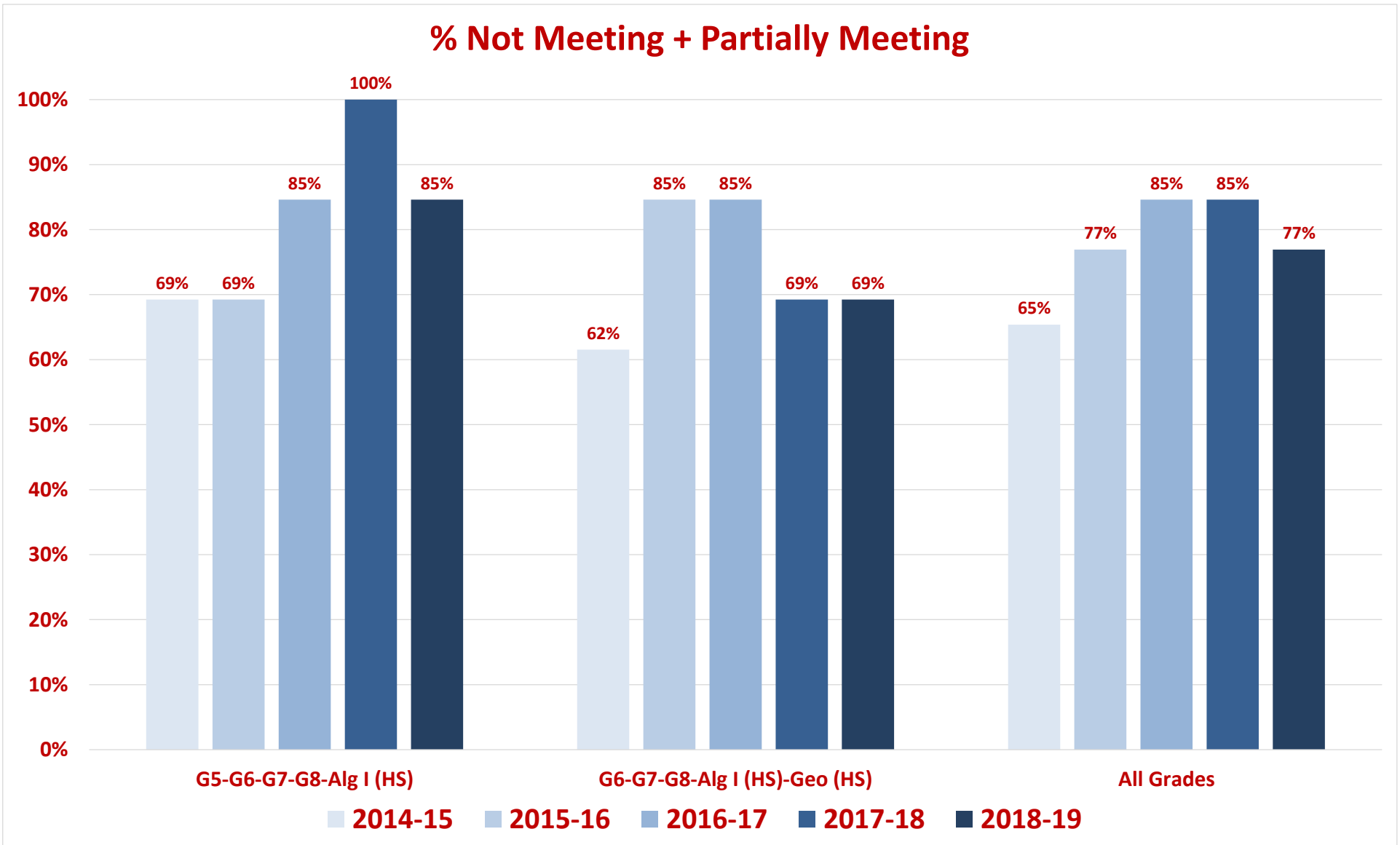
# Math Cohort Summary - Special Ed Students

*Same students, consecutive grades*



# Math Cohort Summary - Special Ed Students

*Same students, consecutive grades*



Section 5

# 2-Year Achievement Mobility Comparison

# 2-Year Achievement Level Mobility Comparison

| Cohort         | # Exceeding<br>2017-18 PARCC | 2018-19 NJSLA |           |                   |           |             |           |          |            |           |            | Yr-Yr School Movement |            |          |            |
|----------------|------------------------------|---------------|-----------|-------------------|-----------|-------------|-----------|----------|------------|-----------|------------|-----------------------|------------|----------|------------|
|                |                              | Not Meeting   |           | Partially Meeting |           | Approaching |           | Meeting  |            | Exceeding |            | Same                  |            | Down     |            |
|                |                              | #             | %         | #                 | %         | #           | %         | #        | %          | #         | %          | #                     | %          | #        | %          |
| G8-G9 ELA      | 5                            | 0             | 0%        | 0                 | 0%        | 0           | 0%        | 2        | 40%        | 3         | 60%        | 3                     | 60%        | 2        | 40%        |
| G9-G10 ELA     | 11                           | 0             | 0%        | 0                 | 0%        | 0           | 0%        | 3        | 27%        | 8         | 73%        | 8                     | 73%        | 3        | 27%        |
| ELA All Grades | 16                           | 0             | 0%        | 0                 | 0%        | 0           | 0%        | 5        | 31%        | 11        | 69%        | 11                    | 69%        | 5        | 31%        |
| <b>Total</b>   | <b>16</b>                    | <b>0</b>      | <b>0%</b> | <b>0</b>          | <b>0%</b> | <b>0</b>    | <b>0%</b> | <b>5</b> | <b>31%</b> | <b>11</b> | <b>69%</b> | <b>11</b>             | <b>69%</b> | <b>5</b> | <b>31%</b> |

| Cohort          | # Meeting 2017-18 PARCC | 2018-19 NJSLA |           |                   |           |             |            |           |            |           |            | Yr-Yr School Movement |            |           |            |           |            |            |             |
|-----------------|-------------------------|---------------|-----------|-------------------|-----------|-------------|------------|-----------|------------|-----------|------------|-----------------------|------------|-----------|------------|-----------|------------|------------|-------------|
|                 |                         | Not Meeting   |           | Partially Meeting |           | Approaching |            | Meeting   |            | Exceeding |            | Up                    | Same       | Down      | Net        |           |            |            |             |
|                 |                         | #             | %         | #                 | %         | #           | %          | #         | %          | #         | %          | %                     | %          | %         | %          |           |            |            |             |
| G8-G9 ELA       | 14                      | 0             | 0%        | 0                 | 0%        | 2           | 14%        | 11        | 79%        | 1         | 7%         | 1                     | 7%         | 11        | 79%        | 2         | 14%        | -1         | -7%         |
| G9-G10 ELA      | 38                      | 0             | 0%        | 1                 | 3%        | 9           | 24%        | 14        | 37%        | 14        | 37%        | 14                    | 37%        | 14        | 37%        | 10        | 26%        | 4          | 11%         |
| ELA All Grades  | 52                      | 0             | 0%        | 1                 | 2%        | 11          | 21%        | 25        | 48%        | 15        | 29%        | 15                    | 29%        | 25        | 48%        | 12        | 23%        | 3          | 6%          |
| G8-Alg I (HS)   | 1                       | 0             | 0%        | 1                 | 100%      | 0           | 0%         | 0         | 0%         | 0         | 0%         | 0                     | 0%         | 0         | 0%         | 1         | 100%       | -1         | -100%       |
| Alg I-Geo       | 15                      | 0             | 0%        | 0                 | 0%        | 10          | 67%        | 5         | 33%        | 0         | 0%         | 0                     | 0%         | 5         | 33%        | 10        | 67%        | -10        | -67%        |
| Geo-Alg II      | 7                       | 0             | 0%        | 2                 | 29%       | 2           | 29%        | 3         | 43%        | 0         | 0%         | 0                     | 0%         | 3         | 43%        | 4         | 57%        | -4         | -57%        |
| Math All Grades | 23                      | 0             | 0%        | 3                 | 13%       | 12          | 52%        | 8         | 35%        | 0         | 0%         | 0                     | 0%         | 8         | 35%        | 15        | 65%        | -15        | -65%        |
| <b>Total</b>    | <b>75</b>               | <b>0</b>      | <b>0%</b> | <b>4</b>          | <b>5%</b> | <b>23</b>   | <b>31%</b> | <b>33</b> | <b>44%</b> | <b>15</b> | <b>20%</b> | <b>15</b>             | <b>20%</b> | <b>33</b> | <b>44%</b> | <b>27</b> | <b>36%</b> | <b>-12</b> | <b>-16%</b> |

# 2-Year Achievement Level Mobility Comparison

| Cohort          | # Approaching<br>2017-18 PARCC | 2018-19 NJSLA |           |                   |            |             |            |          |           |           |           | Yr-Yr School Movement |           |           |            |           |            |            |             |
|-----------------|--------------------------------|---------------|-----------|-------------------|------------|-------------|------------|----------|-----------|-----------|-----------|-----------------------|-----------|-----------|------------|-----------|------------|------------|-------------|
|                 |                                | Not Meeting   |           | Partially Meeting |            | Approaching |            | Meeting  |           | Exceeding |           | Up                    |           | Same      |            | Down      |            | Net        |             |
|                 |                                | #             | %         | #                 | %          | #           | %          | #        | %         | #         | %         | #                     | %         | #         | %          | #         | %          | #          | %           |
| G8-G9 ELA       | 16                             | 0             | 0%        | 4                 | 25%        | 11          | 69%        | 1        | 6%        | 0         | 0%        | 1                     | 6%        | 11        | 69%        | 4         | 25%        | -3         | -19%        |
| G9-G10 ELA      | 25                             | 3             | 12%       | 12                | 48%        | 4           | 16%        | 6        | 24%       | 0         | 0%        | 6                     | 24%       | 4         | 16%        | 15        | 60%        | -9         | -36%        |
| ELA All Grades  | 41                             | 3             | 7%        | 16                | 39%        | 15          | 37%        | 7        | 17%       | 0         | 0%        | 7                     | 17%       | 15        | 37%        | 19        | 46%        | -12        | -29%        |
| G8-Alg I (HS)   | 7                              | 0             | 0%        | 4                 | 57%        | 3           | 43%        | 0        | 0%        | 0         | 0%        | 0                     | 0%        | 3         | 43%        | 4         | 57%        | -4         | -57%        |
| Alg I-Geo       | 30                             | 0             | 0%        | 11                | 37%        | 18          | 60%        | 1        | 3%        | 0         | 0%        | 1                     | 3%        | 18        | 60%        | 11        | 37%        | -10        | -33%        |
| Geo-Alg II      | 8                              | 0             | 0%        | 2                 | 25%        | 6           | 75%        | 0        | 0%        | 0         | 0%        | 0                     | 0%        | 6         | 75%        | 2         | 25%        | -2         | -25%        |
| Math All Grades | 45                             | 0             | 0%        | 17                | 38%        | 27          | 60%        | 1        | 2%        | 0         | 0%        | 1                     | 2%        | 27        | 60%        | 17        | 38%        | -16        | -36%        |
| <b>Total</b>    | <b>86</b>                      | <b>3</b>      | <b>3%</b> | <b>33</b>         | <b>38%</b> | <b>42</b>   | <b>49%</b> | <b>8</b> | <b>9%</b> | <b>0</b>  | <b>0%</b> | <b>8</b>              | <b>9%</b> | <b>42</b> | <b>49%</b> | <b>36</b> | <b>42%</b> | <b>-28</b> | <b>-33%</b> |

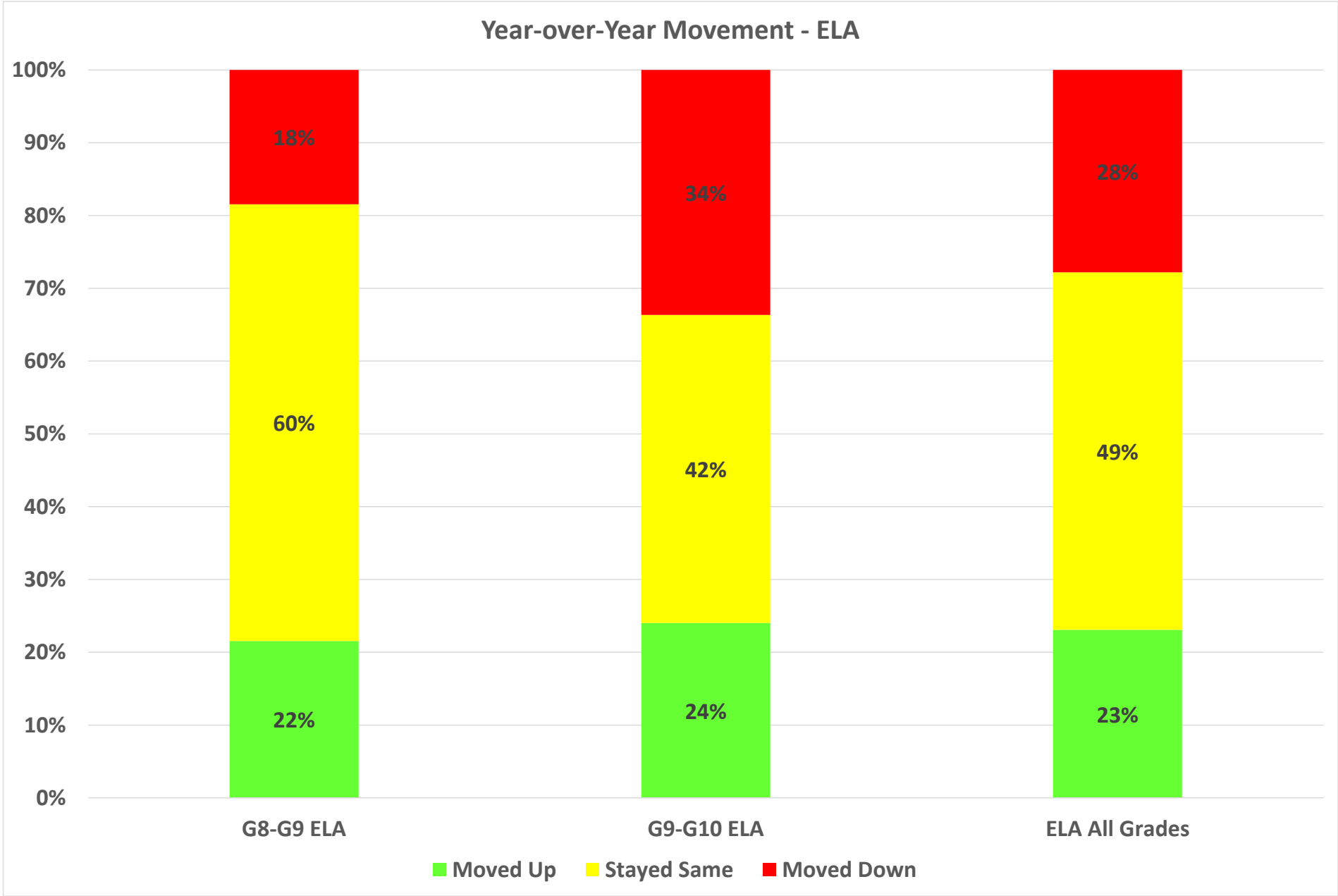
| Cohort          | # Partially Meeting<br>2017-18 PARCC | 2018-19 NJSLA |            |                   |            |             |            |          |           |           |           | Yr-Yr School Movement |            |           |            |           |            |          |           |
|-----------------|--------------------------------------|---------------|------------|-------------------|------------|-------------|------------|----------|-----------|-----------|-----------|-----------------------|------------|-----------|------------|-----------|------------|----------|-----------|
|                 |                                      | Not Meeting   |            | Partially Meeting |            | Approaching |            | Meeting  |           | Exceeding |           | Up                    |            | Same      |            | Down      |            | Net      |           |
|                 |                                      | #             | %          | #                 | %          | #           | %          | #        | %         | #         | %         | #                     | %          | #         | %          | #         | %          | #        | %         |
| G8-G9 ELA       | 17                                   | 4             | 24%        | 6                 | 35%        | 5           | 29%        | 2        | 12%       | 0         | 0%        | 7                     | 41%        | 6         | 35%        | 4         | 24%        | 3        | 18%       |
| G9-G10 ELA      | 20                                   | 7             | 35%        | 8                 | 40%        | 5           | 25%        | 0        | 0%        | 0         | 0%        | 5                     | 25%        | 8         | 40%        | 7         | 35%        | -2       | -10%      |
| ELA All Grades  | 37                                   | 11            | 30%        | 14                | 38%        | 10          | 27%        | 2        | 5%        | 0         | 0%        | 12                    | 32%        | 14        | 38%        | 11        | 30%        | 1        | 3%        |
| G8-Alg I (HS)   | 20                                   | 4             | 20%        | 11                | 55%        | 5           | 25%        | 0        | 0%        | 0         | 0%        | 5                     | 25%        | 11        | 55%        | 4         | 20%        | 1        | 5%        |
| Alg I-Geo       | 27                                   | 6             | 22%        | 16                | 59%        | 5           | 19%        | 0        | 0%        | 0         | 0%        | 5                     | 19%        | 16        | 59%        | 6         | 22%        | -1       | -4%       |
| Geo-Alg II      | 2                                    | 0             | 0%         | 1                 | 50%        | 1           | 50%        | 0        | 0%        | 0         | 0%        | 1                     | 50%        | 1         | 50%        | 0         | 0%         | 1        | 50%       |
| Math All Grades | 49                                   | 10            | 20%        | 28                | 57%        | 11          | 22%        | 0        | 0%        | 0         | 0%        | 11                    | 22%        | 28        | 57%        | 10        | 20%        | 1        | 2%        |
| <b>Total</b>    | <b>86</b>                            | <b>21</b>     | <b>24%</b> | <b>42</b>         | <b>49%</b> | <b>21</b>   | <b>24%</b> | <b>2</b> | <b>2%</b> | <b>0</b>  | <b>0%</b> | <b>23</b>             | <b>27%</b> | <b>42</b> | <b>49%</b> | <b>21</b> | <b>24%</b> | <b>2</b> | <b>2%</b> |

# 2-Year Achievement Level Mobility Comparison

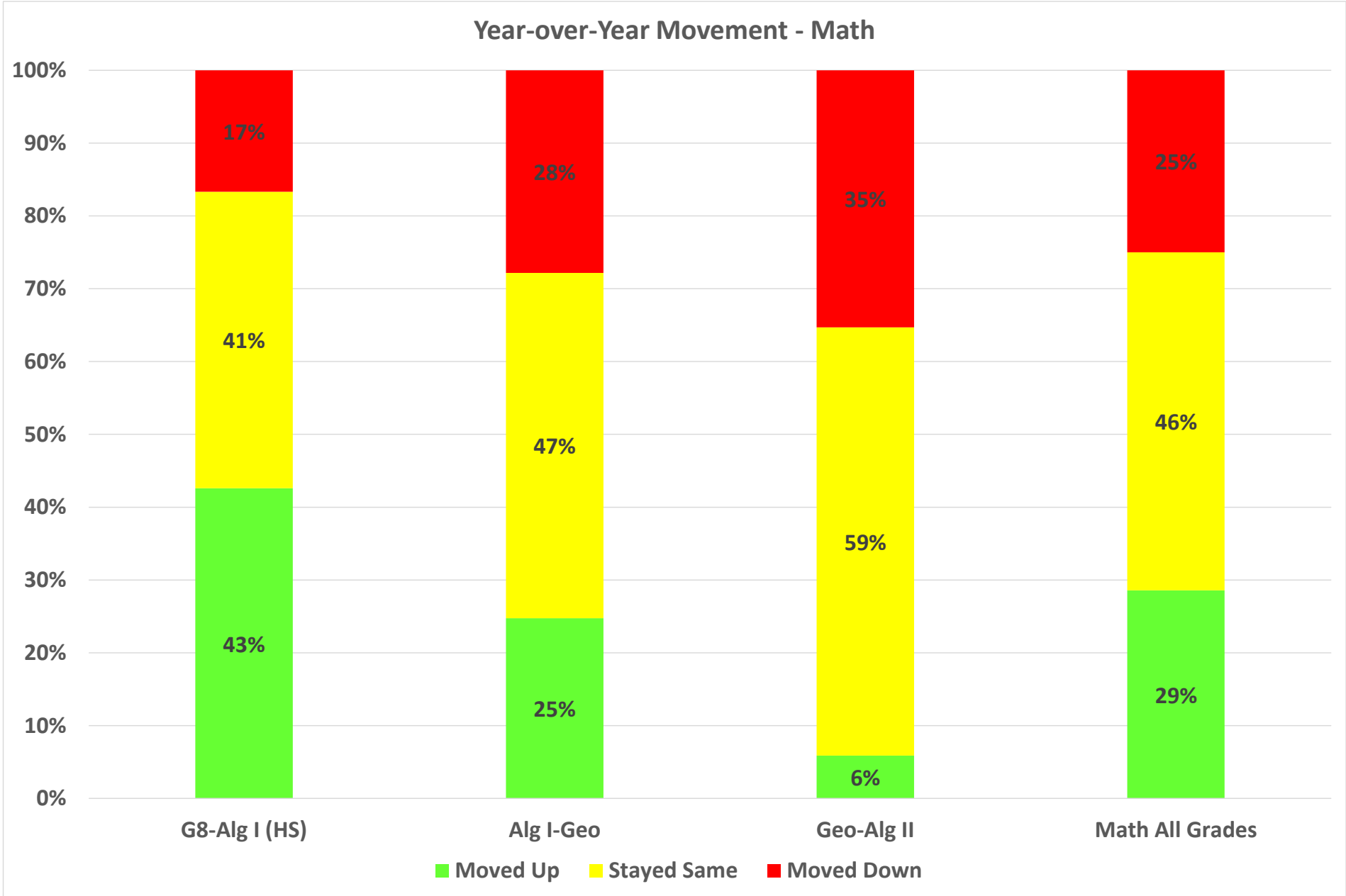
| Cohort          | # Not Meeting<br>2017-18 PARCC | 2018-19 NJSLA |            |                   |            |             |           |          |           |           |           | Yr-Yr School Movement |            |           |            |
|-----------------|--------------------------------|---------------|------------|-------------------|------------|-------------|-----------|----------|-----------|-----------|-----------|-----------------------|------------|-----------|------------|
|                 |                                | Not Meeting   |            | Partially Meeting |            | Approaching |           | Meeting  |           | Exceeding |           | Up                    |            | Same      |            |
|                 |                                | #             | %          | #                 | %          | #           | %         | #        | %         | #         | %         | #                     | %          | #         | %          |
| G8-G9 ELA       | 13                             | 8             | 62%        | 2                 | 15%        | 2           | 15%       | 1        | 8%        | 0         | 0%        | 5                     | 38%        | 8         | 62%        |
| G9-G10 ELA      | 10                             | 10            | 100%       | 0                 | 0%         | 0           | 0%        | 0        | 0%        | 0         | 0%        | 0                     | 0%         | 10        | 100%       |
| ELA All Grades  | 23                             | 18            | 78%        | 2                 | 9%         | 2           | 9%        | 1        | 4%        | 0         | 0%        | 5                     | 22%        | 18        | 78%        |
| G8-Alg I (HS)   | 26                             | 8             | 31%        | 15                | 58%        | 3           | 12%       | 0        | 0%        | 0         | 0%        | 18                    | 69%        | 8         | 31%        |
| Alg I-Geo       | 25                             | 7             | 28%        | 18                | 72%        | 0           | 0%        | 0        | 0%        | 0         | 0%        | 18                    | 72%        | 7         | 28%        |
| Math All Grades | 51                             | 15            | 29%        | 33                | 65%        | 3           | 6%        | 0        | 0%        | 0         | 0%        | 36                    | 71%        | 15        | 29%        |
| <b>Total</b>    | <b>74</b>                      | <b>33</b>     | <b>45%</b> | <b>35</b>         | <b>47%</b> | <b>5</b>    | <b>7%</b> | <b>1</b> | <b>1%</b> | <b>0</b>  | <b>0%</b> | <b>41</b>             | <b>55%</b> | <b>33</b> | <b>45%</b> |



# 2-Year Achievement Level Mobility Comparison



# 2-Year Achievement Level Mobility Comparison



Section 6

# Multi-Year Achievement Mobility Comparison

# Achievement Level Mobility Comparison

| ELA - Exceeding |                        |                      | 2014-15 to<br>2015-16 | 2015-16 to<br>2016-17 | 2016-17 to<br>2017-18 | 2017-18 to<br>2018-19 | Weighted<br>Average |
|-----------------|------------------------|----------------------|-----------------------|-----------------------|-----------------------|-----------------------|---------------------|
| G8 - G9 ELA     | <b>Starting Level:</b> | <b>Ending Level:</b> | n=3                   | n=0                   | n=11                  | n=5                   |                     |
|                 | Exceeding              | Exceeding            | 67%                   | -                     | 64%                   | 60%                   | 63%                 |
|                 | Exceeding              | Meeting              | 33%                   | -                     | 36%                   | 40%                   | 37%                 |
|                 | Exceeding              | Approaching          | 0%                    | -                     | 0%                    | 0%                    | 0%                  |
|                 | Exceeding              | Partially Meeting    | 0%                    | -                     | 0%                    | 0%                    | 0%                  |
|                 | Exceeding              | Not Meeting          | 0%                    | -                     | 0%                    | 0%                    | 0%                  |
| G9 - G10 ELA    | <b>Starting Level:</b> | <b>Ending Level:</b> | n=3                   | n=3                   | n=2                   | n=11                  |                     |
|                 | Exceeding              | Exceeding            | 33%                   | 67%                   | 50%                   | 73%                   | 63%                 |
|                 | Exceeding              | Meeting              | 67%                   | 33%                   | 50%                   | 27%                   | 37%                 |
|                 | Exceeding              | Approaching          | 0%                    | 0%                    | 0%                    | 0%                    | 0%                  |
|                 | Exceeding              | Partially Meeting    | 0%                    | 0%                    | 0%                    | 0%                    | 0%                  |
|                 | Exceeding              | Not Meeting          | 0%                    | 0%                    | 0%                    | 0%                    | 0%                  |
| All Grades      | <b>Starting Level:</b> | <b>Ending Level:</b> | <b>n=6</b>            | <b>n=3</b>            | <b>n=13</b>           | <b>n=16</b>           |                     |
|                 | Exceeding              | Exceeding            | 50%                   | 33%                   | 62%                   | 69%                   | 61%                 |
|                 | Exceeding              | Meeting              | 50%                   | 17%                   | 38%                   | 31%                   | 36%                 |
|                 | Exceeding              | Approaching          | 0%                    | 0%                    | 0%                    | 0%                    | 0%                  |
|                 | Exceeding              | Partially Meeting    | 0%                    | 0%                    | 0%                    | 0%                    | 0%                  |
|                 | Exceeding              | Not Meeting          | 0%                    | 0%                    | 0%                    | 0%                    | 0%                  |

# Achievement Level Mobility Comparison

| ELA - Meeting |                        |                      | 2014-15 to<br>2015-16 | 2015-16 to<br>2016-17 | 2016-17 to<br>2017-18 | 2017-18 to<br>2018-19 | Weighted<br>Average |
|---------------|------------------------|----------------------|-----------------------|-----------------------|-----------------------|-----------------------|---------------------|
| G8 - G9 ELA   | <b>Starting Level:</b> | <b>Ending Level:</b> | n=15                  | n=20                  | n=21                  | n=14                  |                     |
|               | Meeting                | Exceeding            | 7%                    | 5%                    | 10%                   | 7%                    | 7%                  |
|               | Meeting                | Meeting              | 60%                   | 70%                   | 81%                   | 79%                   | 73%                 |
|               | Meeting                | Approaching          | 20%                   | 20%                   | 0%                    | 14%                   | 13%                 |
|               | Meeting                | Partially Meeting    | 13%                   | 5%                    | 10%                   | 0%                    | 7%                  |
|               | Meeting                | Not Meeting          | 0%                    | 0%                    | 0%                    | 0%                    | 0%                  |
| G9 - G10 ELA  | <b>Starting Level:</b> | <b>Ending Level:</b> | n=8                   | n=21                  | n=30                  | n=38                  |                     |
|               | Meeting                | Exceeding            | 25%                   | 14%                   | 17%                   | 37%                   | 25%                 |
|               | Meeting                | Meeting              | 63%                   | 71%                   | 73%                   | 37%                   | 58%                 |
|               | Meeting                | Approaching          | 13%                   | 10%                   | 7%                    | 24%                   | 14%                 |
|               | Meeting                | Partially Meeting    | 0%                    | 5%                    | 3%                    | 3%                    | 3%                  |
|               | Meeting                | Not Meeting          | 0%                    | 0%                    | 0%                    | 0%                    | 0%                  |
| All Grades    | <b>Starting Level:</b> | <b>Ending Level:</b> | <b>n=23</b>           | <b>n=41</b>           | <b>n=51</b>           | <b>n=52</b>           |                     |
|               | Meeting                | Exceeding            | 13%                   | 8%                    | 14%                   | 29%                   | 17%                 |
|               | Meeting                | Meeting              | 61%                   | 70%                   | 76%                   | 48%                   | 64%                 |
|               | Meeting                | Approaching          | 17%                   | 16%                   | 4%                    | 21%                   | 14%                 |
|               | Meeting                | Partially Meeting    | 9%                    | 5%                    | 6%                    | 2%                    | 5%                  |
|               | Meeting                | Not Meeting          | 0%                    | 0%                    | 0%                    | 0%                    | 0%                  |

# Achievement Level Mobility Comparison

| ELA - Approaching |                        |                      | 2014-15 to<br>2015-16 | 2015-16 to<br>2016-17 | 2016-17 to<br>2017-18 | 2017-18 to<br>2018-19 | Weighted<br>Average |
|-------------------|------------------------|----------------------|-----------------------|-----------------------|-----------------------|-----------------------|---------------------|
| G8 - G9 ELA       | <b>Starting Level:</b> | <b>Ending Level:</b> | n=10                  | n=21                  | n=22                  | n=16                  |                     |
|                   | Approaching            | Exceeding            | 0%                    | 0%                    | 0%                    | 0%                    | 0%                  |
|                   | Approaching            | Meeting              | 10%                   | 29%                   | 32%                   | 6%                    | 22%                 |
|                   | Approaching            | Approaching          | 20%                   | 52%                   | 50%                   | 69%                   | 51%                 |
|                   | Approaching            | Partially Meeting    | 50%                   | 14%                   | 14%                   | 25%                   | 22%                 |
|                   | Approaching            | Not Meeting          | 20%                   | 5%                    | 5%                    | 0%                    | 6%                  |
| G9 - G10 ELA      | <b>Starting Level:</b> | <b>Ending Level:</b> | n=15                  | n=27                  | n=28                  | n=25                  |                     |
|                   | Approaching            | Exceeding            | 0%                    | 0%                    | 7%                    | 0%                    | 2%                  |
|                   | Approaching            | Meeting              | 13%                   | 37%                   | 43%                   | 24%                   | 32%                 |
|                   | Approaching            | Approaching          | 67%                   | 26%                   | 39%                   | 16%                   | 34%                 |
|                   | Approaching            | Partially Meeting    | 7%                    | 15%                   | 4%                    | 48%                   | 19%                 |
|                   | Approaching            | Not Meeting          | 13%                   | 22%                   | 7%                    | 12%                   | 14%                 |
| All Grades        | <b>Starting Level:</b> | <b>Ending Level:</b> | n=25                  | n=48                  | n=50                  | n=41                  |                     |
|                   | Approaching            | Exceeding            | 0%                    | 0%                    | 4%                    | 0%                    | 1%                  |
|                   | Approaching            | Meeting              | 12%                   | 34%                   | 38%                   | 17%                   | 28%                 |
|                   | Approaching            | Approaching          | 48%                   | 37%                   | 44%                   | 37%                   | 41%                 |
|                   | Approaching            | Partially Meeting    | 24%                   | 15%                   | 8%                    | 39%                   | 20%                 |
|                   | Approaching            | Not Meeting          | 16%                   | 15%                   | 6%                    | 7%                    | 11%                 |

# Achievement Level Mobility Comparison

| ELA - Partially Meeting |                        |                      | 2014-15 to<br>2015-16 | 2015-16 to<br>2016-17 | 2016-17 to<br>2017-18 | 2017-18 to<br>2018-19 | Weighted<br>Average |
|-------------------------|------------------------|----------------------|-----------------------|-----------------------|-----------------------|-----------------------|---------------------|
| G8 - G9 ELA             | <b>Starting Level:</b> | <b>Ending Level:</b> | n=13                  | n=19                  | n=17                  | n=17                  |                     |
|                         | Partially Meeting      | Exceeding            | 0%                    | 0%                    | 0%                    | 0%                    | 0%                  |
|                         | Partially Meeting      | Meeting              | 0%                    | 16%                   | 12%                   | 12%                   | 11%                 |
|                         | Partially Meeting      | Approaching          | 46%                   | 32%                   | 65%                   | 29%                   | 42%                 |
|                         | Partially Meeting      | Partially Meeting    | 31%                   | 37%                   | 18%                   | 35%                   | 30%                 |
|                         | Partially Meeting      | Not Meeting          | 23%                   | 16%                   | 6%                    | 24%                   | 17%                 |
| G9 - G10 ELA            | <b>Starting Level:</b> | <b>Ending Level:</b> | n=15                  | n=22                  | n=15                  | n=20                  |                     |
|                         | Partially Meeting      | Exceeding            | 0%                    | 0%                    | 0%                    | 0%                    | 0%                  |
|                         | Partially Meeting      | Meeting              | 7%                    | 0%                    | 0%                    | 0%                    | 1%                  |
|                         | Partially Meeting      | Approaching          | 33%                   | 14%                   | 53%                   | 25%                   | 29%                 |
|                         | Partially Meeting      | Partially Meeting    | 33%                   | 41%                   | 20%                   | 40%                   | 35%                 |
|                         | Partially Meeting      | Not Meeting          | 27%                   | 45%                   | 27%                   | 35%                   | 35%                 |
| All Grades              | <b>Starting Level:</b> | <b>Ending Level:</b> | <b>n=28</b>           | <b>n=41</b>           | <b>n=32</b>           | <b>n=37</b>           |                     |
|                         | Partially Meeting      | Exceeding            | 0%                    | 0%                    | 0%                    | 0%                    | 0%                  |
|                         | Partially Meeting      | Meeting              | 4%                    | 7%                    | 6%                    | 5%                    | 6%                  |
|                         | Partially Meeting      | Approaching          | 39%                   | 22%                   | 59%                   | 27%                   | 36%                 |
|                         | Partially Meeting      | Partially Meeting    | 32%                   | 39%                   | 19%                   | 38%                   | 33%                 |
|                         | Partially Meeting      | Not Meeting          | 25%                   | 32%                   | 16%                   | 30%                   | 26%                 |

# Achievement Level Mobility Comparison

| ELA - Not Meeting |                        |                      | 2014-15 to<br>2015-16 | 2015-16 to<br>2016-17 | 2016-17 to<br>2017-18 | 2017-18 to<br>2018-19 | Weighted<br>Average |
|-------------------|------------------------|----------------------|-----------------------|-----------------------|-----------------------|-----------------------|---------------------|
| G8 - G9 ELA       | <b>Starting Level:</b> | <b>Ending Level:</b> | n=19                  | n=10                  | n=15                  | n=13                  |                     |
|                   | Not Meeting            | Exceeding            | 0%                    | 0%                    | 0%                    | 0%                    | 0%                  |
|                   | Not Meeting            | Meeting              | 5%                    | 0%                    | 0%                    | 8%                    | 4%                  |
|                   | Not Meeting            | Approaching          | 26%                   | 10%                   | 0%                    | 15%                   | 14%                 |
|                   | Not Meeting            | Partially Meeting    | 32%                   | 10%                   | 60%                   | 15%                   | 32%                 |
|                   | Not Meeting            | Not Meeting          | 37%                   | 80%                   | 40%                   | 62%                   | 51%                 |
| G9 - G10 ELA      | <b>Starting Level:</b> | <b>Ending Level:</b> | n=17                  | n=24                  | n=12                  | n=10                  |                     |
|                   | Not Meeting            | Exceeding            | 0%                    | 0%                    | 0%                    | 0%                    | 0%                  |
|                   | Not Meeting            | Meeting              | 6%                    | 0%                    | 0%                    | 0%                    | 2%                  |
|                   | Not Meeting            | Approaching          | 0%                    | 4%                    | 17%                   | 0%                    | 5%                  |
|                   | Not Meeting            | Partially Meeting    | 12%                   | 17%                   | 33%                   | 0%                    | 16%                 |
|                   | Not Meeting            | Not Meeting          | 82%                   | 79%                   | 50%                   | 100%                  | 78%                 |
| All Grades        | <b>Starting Level:</b> | <b>Ending Level:</b> | <b>n=36</b>           | <b>n=34</b>           | <b>n=27</b>           | <b>n=23</b>           |                     |
|                   | Not Meeting            | Exceeding            | 0%                    | 0%                    | 0%                    | 0%                    | 0%                  |
|                   | Not Meeting            | Meeting              | 6%                    | 0%                    | 0%                    | 4%                    | 3%                  |
|                   | Not Meeting            | Approaching          | 14%                   | 7%                    | 7%                    | 9%                    | 10%                 |
|                   | Not Meeting            | Partially Meeting    | 22%                   | 13%                   | 48%                   | 9%                    | 23%                 |
|                   | Not Meeting            | Not Meeting          | 58%                   | 80%                   | 44%                   | 78%                   | 65%                 |



# Achievement Level Mobility Comparison

| Math - Exceeding         |                 |                   | 2014-15 to<br>2015-16 | 2015-16 to<br>2016-17 | 2016-17 to<br>2017-18 | 2017-18 to<br>2018-19 | Weighted<br>Average |
|--------------------------|-----------------|-------------------|-----------------------|-----------------------|-----------------------|-----------------------|---------------------|
|                          | Starting Level: | Ending Level:     | n=0                   | n=1                   | n=1                   | n=0                   |                     |
| Geometry - Algebra<br>II | Exceeding       | Exceeding         | -                     | 100%                  | 0%                    | -                     | 50%                 |
|                          | Exceeding       | Meeting           | -                     | 0%                    | 100%                  | -                     | 50%                 |
|                          | Exceeding       | Approaching       | -                     | 0%                    | 0%                    | -                     | 0%                  |
|                          | Exceeding       | Partially Meeting | -                     | 0%                    | 0%                    | -                     | 0%                  |
|                          | Exceeding       | Not Meeting       | -                     | 0%                    | 0%                    | -                     | 0%                  |

# Achievement Level Mobility Comparison

| Math - Meeting              |                        |                      | 2014-15 to<br>2015-16 | 2015-16 to<br>2016-17 | 2016-17 to<br>2017-18 | 2017-18 to<br>2018-19 | Weighted<br>Average |
|-----------------------------|------------------------|----------------------|-----------------------|-----------------------|-----------------------|-----------------------|---------------------|
| G8 Math - Algebra I<br>(HS) | <b>Starting Level:</b> | <b>Ending Level:</b> | n=4                   | n=1                   | n=8                   | n=1                   |                     |
|                             | Meeting                | Exceeding            | 0%                    | 0%                    | 0%                    | 0%                    | 0%                  |
|                             | Meeting                | Meeting              | 100%                  | 100%                  | 63%                   | 0%                    | 71%                 |
|                             | Meeting                | Approaching          | 0%                    | 0%                    | 38%                   | 0%                    | 21%                 |
|                             | Meeting                | Partially Meeting    | 0%                    | 0%                    | 0%                    | 100%                  | 7%                  |
|                             | Meeting                | Not Meeting          | 0%                    | 0%                    | 0%                    | 0%                    | 0%                  |
| Algebra I -<br>Geometry     | <b>Starting Level:</b> | <b>Ending Level:</b> | n=7                   | n=21                  | n=13                  | n=15                  |                     |
|                             | Meeting                | Exceeding            | 0%                    | 0%                    | 0%                    | 0%                    | 0%                  |
|                             | Meeting                | Meeting              | 43%                   | 10%                   | 54%                   | 33%                   | 30%                 |
|                             | Meeting                | Approaching          | 57%                   | 71%                   | 46%                   | 67%                   | 63%                 |
|                             | Meeting                | Partially Meeting    | 0%                    | 19%                   | 0%                    | 0%                    | 7%                  |
|                             | Meeting                | Not Meeting          | 0%                    | 0%                    | 0%                    | 0%                    | 0%                  |
| Geometry - Algebra<br>II    | <b>Starting Level:</b> | <b>Ending Level:</b> | n=2                   | n=4                   | n=2                   | n=7                   |                     |
|                             | Meeting                | Exceeding            | 0%                    | 25%                   | 0%                    | 0%                    | 7%                  |
|                             | Meeting                | Meeting              | 50%                   | 75%                   | 50%                   | 43%                   | 53%                 |
|                             | Meeting                | Approaching          | 50%                   | 0%                    | 50%                   | 29%                   | 27%                 |
|                             | Meeting                | Partially Meeting    | 0%                    | 0%                    | 0%                    | 29%                   | 13%                 |
|                             | Meeting                | Not Meeting          | 0%                    | 0%                    | 0%                    | 0%                    | 0%                  |
| All Grades                  | <b>Starting Level:</b> | <b>Ending Level:</b> | n=13                  | n=26                  | n=23                  | n=23                  |                     |
|                             | Meeting                | Exceeding            | 0%                    | 4%                    | 0%                    | 0%                    | 1%                  |
|                             | Meeting                | Meeting              | 62%                   | 47%                   | 57%                   | 35%                   | 49%                 |
|                             | Meeting                | Approaching          | 38%                   | 38%                   | 43%                   | 52%                   | 44%                 |
|                             | Meeting                | Partially Meeting    | 0%                    | 10%                   | 0%                    | 13%                   | 7%                  |
|                             | Meeting                | Not Meeting          | 0%                    | 0%                    | 0%                    | 0%                    | 0%                  |

# Achievement Level Mobility Comparison

| Math - Approaching          |                        |                      | 2014-15 to<br>2015-16 | 2015-16 to<br>2016-17 | 2016-17 to<br>2017-18 | 2017-18 to<br>2018-19 | Weighted<br>Average |
|-----------------------------|------------------------|----------------------|-----------------------|-----------------------|-----------------------|-----------------------|---------------------|
| G7 - Algebra I (MS)         | <b>Starting Level:</b> | <b>Ending Level:</b> | n=0                   | n=0                   | n=1                   | n=0                   |                     |
|                             | Approaching            | Exceeding            | -                     | -                     | 0%                    | -                     | 0%                  |
|                             | Approaching            | Meeting              | -                     | -                     | 0%                    | -                     | 0%                  |
|                             | Approaching            | Approaching          | -                     | -                     | 100%                  | -                     | 100%                |
|                             | Approaching            | Partially Meeting    | -                     | -                     | 0%                    | -                     | 0%                  |
|                             | Approaching            | Not Meeting          | -                     | -                     | 0%                    | -                     | 0%                  |
| G8 Math - Algebra I<br>(HS) | <b>Starting Level:</b> | <b>Ending Level:</b> | n=9                   | n=6                   | n=10                  | n=7                   |                     |
|                             | Approaching            | Exceeding            | 0%                    | 0%                    | 0%                    | 0%                    | 0%                  |
|                             | Approaching            | Meeting              | 11%                   | 17%                   | 10%                   | 0%                    | 9%                  |
|                             | Approaching            | Approaching          | 56%                   | 67%                   | 60%                   | 43%                   | 56%                 |
|                             | Approaching            | Partially Meeting    | 22%                   | 17%                   | 30%                   | 57%                   | 31%                 |
|                             | Approaching            | Not Meeting          | 11%                   | 0%                    | 0%                    | 0%                    | 3%                  |
| Algebra I -<br>Geometry     | <b>Starting Level:</b> | <b>Ending Level:</b> | n=10                  | n=23                  | n=29                  | n=30                  |                     |
|                             | Approaching            | Exceeding            | 0%                    | 0%                    | 0%                    | 0%                    | 0%                  |
|                             | Approaching            | Meeting              | 0%                    | 0%                    | 10%                   | 3%                    | 4%                  |
|                             | Approaching            | Approaching          | 90%                   | 52%                   | 48%                   | 60%                   | 58%                 |
|                             | Approaching            | Partially Meeting    | 10%                   | 43%                   | 28%                   | 37%                   | 33%                 |
|                             | Approaching            | Not Meeting          | 0%                    | 4%                    | 14%                   | 0%                    | 5%                  |
| Geometry - Algebra<br>II    | <b>Starting Level:</b> | <b>Ending Level:</b> | n=13                  | n=25                  | n=28                  | n=8                   |                     |
|                             | Approaching            | Exceeding            | 0%                    | 0%                    | 0%                    | 0%                    | 0%                  |
|                             | Approaching            | Meeting              | 0%                    | 24%                   | 36%                   | 0%                    | 22%                 |
|                             | Approaching            | Approaching          | 31%                   | 32%                   | 29%                   | 75%                   | 35%                 |
|                             | Approaching            | Partially Meeting    | 54%                   | 20%                   | 25%                   | 25%                   | 28%                 |
|                             | Approaching            | Not Meeting          | 15%                   | 24%                   | 11%                   | 0%                    | 15%                 |
| All Grades                  | <b>Starting Level:</b> | <b>Ending Level:</b> | <b>n=32</b>           | <b>n=54</b>           | <b>n=68</b>           | <b>n=45</b>           |                     |
|                             | Approaching            | Exceeding            | 0%                    | 0%                    | 0%                    | 0%                    | 0%                  |
|                             | Approaching            | Meeting              | 3%                    | 14%                   | 21%                   | 2%                    | 12%                 |
|                             | Approaching            | Approaching          | 56%                   | 48%                   | 43%                   | 60%                   | 50%                 |
|                             | Approaching            | Partially Meeting    | 31%                   | 26%                   | 26%                   | 38%                   | 30%                 |
|                             | Approaching            | Not Meeting          | 9%                    | 11%                   | 10%                   | 0%                    | 8%                  |

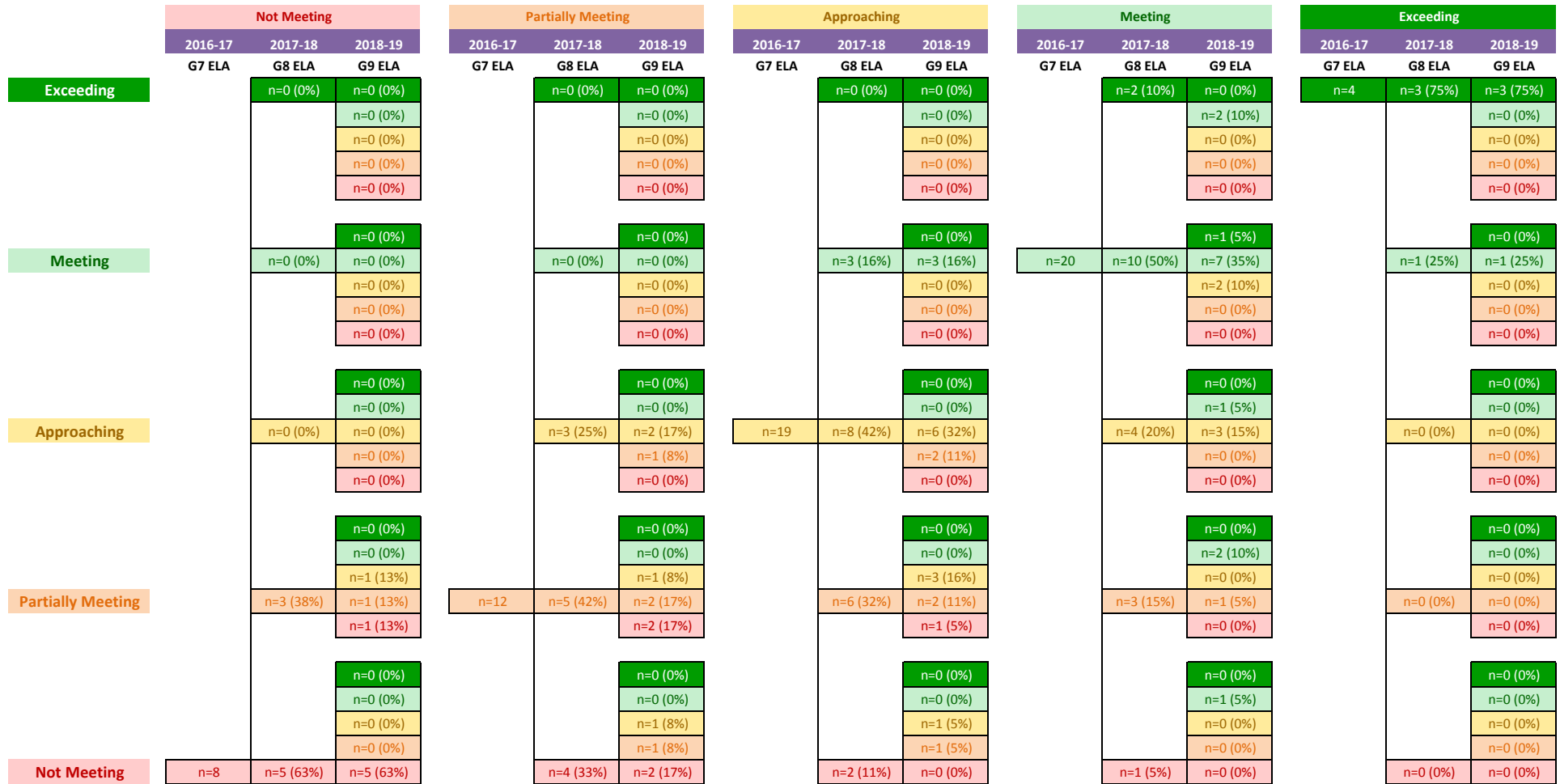
# Achievement Level Mobility Comparison

| Math - Partially Meeting    |                        |                      | 2014-15 to<br>2015-16 | 2015-16 to<br>2016-17 | 2016-17 to<br>2017-18 | 2017-18 to<br>2018-19 | Weighted<br>Average |
|-----------------------------|------------------------|----------------------|-----------------------|-----------------------|-----------------------|-----------------------|---------------------|
| G8 Math - Algebra I<br>(HS) | <b>Starting Level:</b> | <b>Ending Level:</b> | n=23                  | n=22                  | n=24                  | n=20                  |                     |
|                             | Partially Meeting      | Exceeding            | 0%                    | 0%                    | 0%                    | 0%                    | 0%                  |
|                             | Partially Meeting      | Meeting              | 13%                   | 5%                    | 4%                    | 0%                    | 6%                  |
|                             | Partially Meeting      | Approaching          | 26%                   | 50%                   | 33%                   | 25%                   | 34%                 |
|                             | Partially Meeting      | Partially Meeting    | 48%                   | 36%                   | 46%                   | 55%                   | 46%                 |
|                             | Partially Meeting      | Not Meeting          | 13%                   | 9%                    | 17%                   | 20%                   | 15%                 |
| Algebra I -<br>Geometry     | <b>Starting Level:</b> | <b>Ending Level:</b> | n=23                  | n=31                  | n=33                  | n=27                  |                     |
|                             | Partially Meeting      | Exceeding            | 0%                    | 0%                    | 0%                    | 0%                    | 0%                  |
|                             | Partially Meeting      | Meeting              | 0%                    | 0%                    | 3%                    | 0%                    | 1%                  |
|                             | Partially Meeting      | Approaching          | 26%                   | 16%                   | 18%                   | 19%                   | 19%                 |
|                             | Partially Meeting      | Partially Meeting    | 52%                   | 74%                   | 52%                   | 59%                   | 60%                 |
|                             | Partially Meeting      | Not Meeting          | 22%                   | 10%                   | 27%                   | 22%                   | 20%                 |
| Geometry - Algebra<br>II    | <b>Starting Level:</b> | <b>Ending Level:</b> | n=41                  | n=34                  | n=40                  | n=2                   |                     |
|                             | Partially Meeting      | Exceeding            | 0%                    | 0%                    | 0%                    | 0%                    | 0%                  |
|                             | Partially Meeting      | Meeting              | 0%                    | 3%                    | 0%                    | 0%                    | 1%                  |
|                             | Partially Meeting      | Approaching          | 20%                   | 6%                    | 23%                   | 50%                   | 17%                 |
|                             | Partially Meeting      | Partially Meeting    | 27%                   | 29%                   | 35%                   | 50%                   | 31%                 |
|                             | Partially Meeting      | Not Meeting          | 54%                   | 62%                   | 43%                   | 0%                    | 51%                 |
| All Grades                  | <b>Starting Level:</b> | <b>Ending Level:</b> | n=87                  | n=87                  | n=97                  | n=49                  |                     |
|                             | Partially Meeting      | Exceeding            | 0%                    | 0%                    | 0%                    | 0%                    | 0%                  |
|                             | Partially Meeting      | Meeting              | 3%                    | 3%                    | 2%                    | 0%                    | 2%                  |
|                             | Partially Meeting      | Approaching          | 23%                   | 20%                   | 24%                   | 22%                   | 22%                 |
|                             | Partially Meeting      | Partially Meeting    | 39%                   | 43%                   | 43%                   | 57%                   | 44%                 |
|                             | Partially Meeting      | Not Meeting          | 34%                   | 34%                   | 31%                   | 20%                   | 31%                 |

# Achievement Level Mobility Comparison

| Math - Not Meeting          |                        |                      | 2014-15 to<br>2015-16 | 2015-16 to<br>2016-17 | 2016-17 to<br>2017-18 | 2017-18 to<br>2018-19 | Weighted<br>Average |
|-----------------------------|------------------------|----------------------|-----------------------|-----------------------|-----------------------|-----------------------|---------------------|
| G8 Math - Algebra I<br>(HS) | <b>Starting Level:</b> | <b>Ending Level:</b> | n=14                  | n=29                  | n=30                  | n=26                  |                     |
|                             | Not Meeting            | Exceeding            | 0%                    | 0%                    | 0%                    | 0%                    | 0%                  |
|                             | Not Meeting            | Meeting              | 0%                    | 3%                    | 0%                    | 0%                    | 1%                  |
|                             | Not Meeting            | Approaching          | 7%                    | 17%                   | 13%                   | 12%                   | 13%                 |
|                             | Not Meeting            | Partially Meeting    | 64%                   | 55%                   | 27%                   | 58%                   | 48%                 |
|                             | Not Meeting            | Not Meeting          | 29%                   | 24%                   | 60%                   | 31%                   | 37%                 |
| Algebra I -<br>Geometry     | <b>Starting Level:</b> | <b>Ending Level:</b> | n=10                  | n=11                  | n=12                  | n=25                  |                     |
|                             | Not Meeting            | Exceeding            | 0%                    | 0%                    | 0%                    | 0%                    | 0%                  |
|                             | Not Meeting            | Meeting              | 0%                    | 0%                    | 0%                    | 0%                    | 0%                  |
|                             | Not Meeting            | Approaching          | 10%                   | 0%                    | 0%                    | 0%                    | 2%                  |
|                             | Not Meeting            | Partially Meeting    | 50%                   | 64%                   | 67%                   | 72%                   | 66%                 |
|                             | Not Meeting            | Not Meeting          | 40%                   | 36%                   | 33%                   | 28%                   | 33%                 |
| Geometry - Algebra<br>II    | <b>Starting Level:</b> | <b>Ending Level:</b> | n=7                   | n=10                  | n=3                   | n=0                   |                     |
|                             | Not Meeting            | Exceeding            | 0%                    | 0%                    | 0%                    | -                     | 0%                  |
|                             | Not Meeting            | Meeting              | 0%                    | 0%                    | 0%                    | -                     | 0%                  |
|                             | Not Meeting            | Approaching          | 0%                    | 0%                    | 0%                    | -                     | 0%                  |
|                             | Not Meeting            | Partially Meeting    | 14%                   | 10%                   | 100%                  | -                     | 25%                 |
|                             | Not Meeting            | Not Meeting          | 86%                   | 90%                   | 0%                    | -                     | 75%                 |
| All Grades                  | <b>Starting Level:</b> | <b>Ending Level:</b> | <b>n=31</b>           | <b>n=50</b>           | <b>n=45</b>           | <b>n=51</b>           |                     |
|                             | Not Meeting            | Exceeding            | 0%                    | 0%                    | 0%                    | 0%                    | 0%                  |
|                             | Not Meeting            | Meeting              | 0%                    | 2%                    | 0%                    | 0%                    | 0%                  |
|                             | Not Meeting            | Approaching          | 6%                    | 8%                    | 9%                    | 6%                    | 7%                  |
|                             | Not Meeting            | Partially Meeting    | 48%                   | 48%                   | 42%                   | 65%                   | 51%                 |
|                             | Not Meeting            | Not Meeting          | 45%                   | 43%                   | 49%                   | 29%                   | 41%                 |

# 3-Year Tree Chart (G7-G9 ELA)



| 2016-17 Not Meeting n=8 |            |            |
|-------------------------|------------|------------|
|                         | 2017-18    | 2018-19    |
| Exceeding               | 0%         | 0%         |
|                         | n=0        | n=0        |
| Meeting                 | 0%         | 0%         |
|                         | n=0        | n=0        |
| Approaching             | 0%         | 13%        |
|                         | n=0        | n=1        |
| Partially Meeting       | 38%        | 13%        |
|                         | n=3        | n=1        |
| <b>Not Meeting</b>      | <b>63%</b> | <b>75%</b> |
|                         | <b>n=5</b> | <b>n=6</b> |

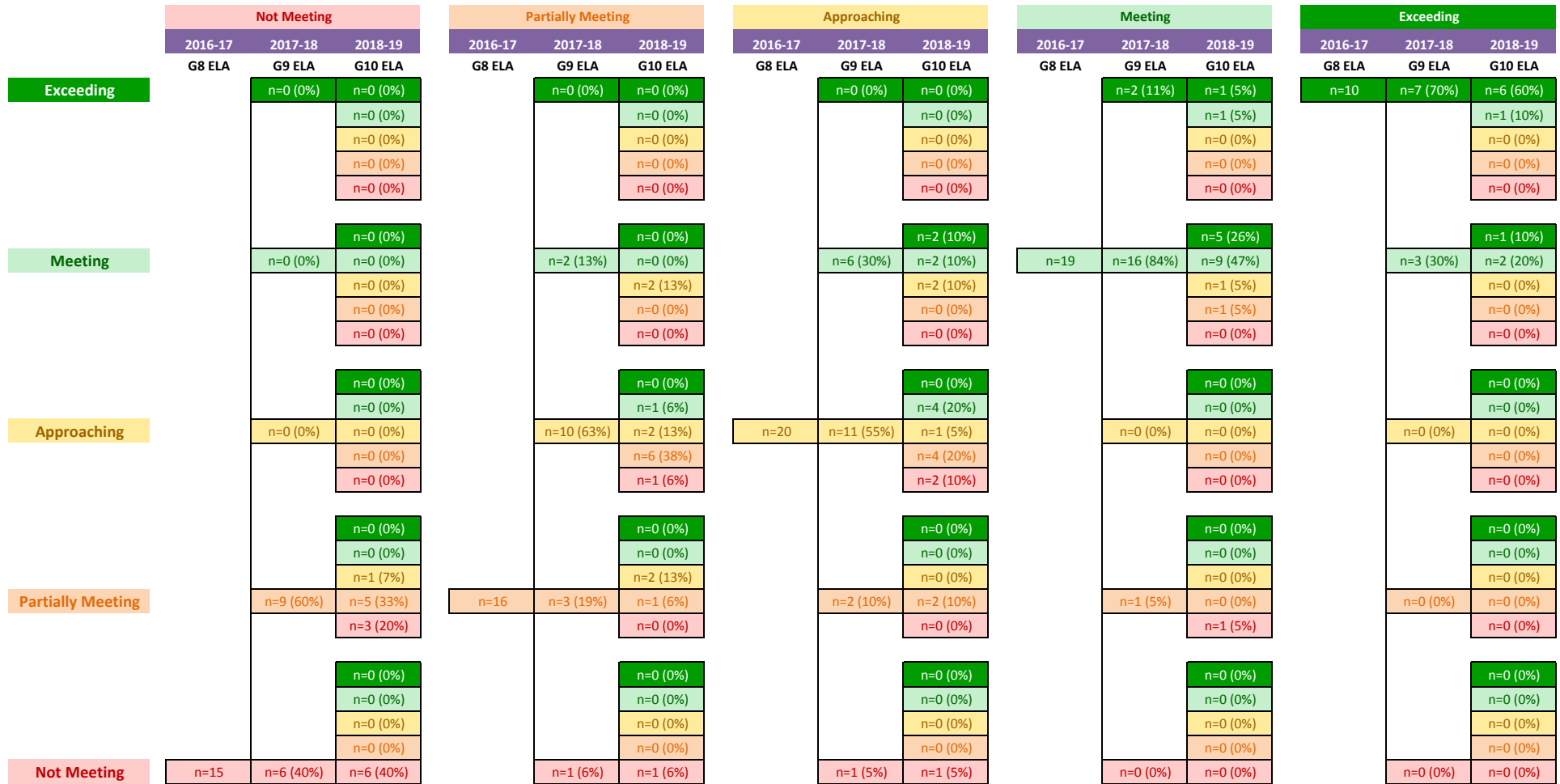
| 2016-17 Partially Meeting n=12 |            |            |
|--------------------------------|------------|------------|
|                                | 2017-18    | 2018-19    |
| Exceeding                      | 0%         | 0%         |
|                                | n=0        | n=0        |
| Meeting                        | 0%         | 0%         |
|                                | n=0        | n=0        |
| Approaching                    | 25%        | 33%        |
|                                | n=3        | n=4        |
| <b>Partially Meeting</b>       | <b>42%</b> | <b>33%</b> |
|                                | <b>n=5</b> | <b>n=4</b> |
| Not Meeting                    | 33%        | 33%        |
|                                | n=4        | n=4        |

| 2016-17 Approaching n=19 |            |             |
|--------------------------|------------|-------------|
|                          | 2017-18    | 2018-19     |
| Exceeding                | 0%         | 0%          |
|                          | n=0        | n=0         |
| Meeting                  | 16%        | 16%         |
|                          | n=3        | n=3         |
| <b>Approaching</b>       | <b>42%</b> | <b>53%</b>  |
|                          | <b>n=8</b> | <b>n=10</b> |
| Partially Meeting        | 32%        | 26%         |
|                          | n=6        | n=5         |
| Not Meeting              | 11%        | 5%          |
|                          | n=2        | n=1         |

| 2016-17 Meeting n=20 |             |             |
|----------------------|-------------|-------------|
|                      | 2017-18     | 2018-19     |
| Exceeding            | 10%         | 5%          |
|                      | n=2         | n=1         |
| <b>Meeting</b>       | <b>50%</b>  | <b>65%</b>  |
|                      | <b>n=10</b> | <b>n=13</b> |
| Approaching          | 20%         | 25%         |
|                      | n=4         | n=5         |
| Partially Meeting    | 15%         | 5%          |
|                      | n=3         | n=1         |
| Not Meeting          | 5%          | 0%          |
|                      | n=1         | n=0         |

| 2016-17 Exceeding n=4 |            |            |
|-----------------------|------------|------------|
|                       | 2017-18    | 2018-19    |
| <b>Exceeding</b>      | <b>75%</b> | <b>75%</b> |
|                       | <b>n=3</b> | <b>n=3</b> |
| Meeting               | 25%        | 25%        |
|                       | n=1        | n=1        |
| Approaching           | 0%         | 0%         |
|                       | n=0        | n=0        |
| Partially Meeting     | 0%         | 0%         |
|                       | n=0        | n=0        |
| Not Meeting           | 0%         | 0%         |
|                       | n=0        | n=0        |

# 3-Year Tree Chart (G8-G10 ELA)



| 2016-17 Not Meeting n=15 |            |            |
|--------------------------|------------|------------|
|                          | 2017-18    | 2018-19    |
| Exceeding                | 0%         | 0%         |
|                          | n=0        | n=0        |
| Meeting                  | 0%         | 0%         |
|                          | n=0        | n=0        |
| Approaching              | 0%         | 7%         |
|                          | n=0        | n=1        |
| Partially Meeting        | 60%        | 33%        |
|                          | n=9        | n=5        |
| <b>Not Meeting</b>       | <b>40%</b> | <b>60%</b> |
|                          | <b>n=6</b> | <b>n=9</b> |

| 2016-17 Partially Meeting n=16 |            |            |
|--------------------------------|------------|------------|
|                                | 2017-18    | 2018-19    |
| Exceeding                      | 0%         | 0%         |
|                                | n=0        | n=0        |
| Meeting                        | 13%        | 6%         |
|                                | n=2        | n=1        |
| Approaching                    | 63%        | 38%        |
|                                | n=10       | n=6        |
| <b>Partially Meeting</b>       | <b>19%</b> | <b>44%</b> |
|                                | <b>n=3</b> | <b>n=7</b> |
| Not Meeting                    | 6%         | 13%        |
|                                | n=1        | n=2        |

| 2016-17 Approaching n=20 |             |            |
|--------------------------|-------------|------------|
|                          | 2017-18     | 2018-19    |
| Exceeding                | 0%          | 10%        |
|                          | n=0         | n=2        |
| Meeting                  | 30%         | 30%        |
|                          | n=6         | n=6        |
| <b>Approaching</b>       | <b>55%</b>  | <b>15%</b> |
|                          | <b>n=11</b> | <b>n=3</b> |
| Partially Meeting        | 10%         | 30%        |
|                          | n=2         | n=6        |
| Not Meeting              | 5%          | 15%        |
|                          | n=1         | n=3        |

| 2016-17 Meeting n=19 |             |             |
|----------------------|-------------|-------------|
|                      | 2017-18     | 2018-19     |
| Exceeding            | 11%         | 32%         |
|                      | n=2         | n=6         |
| <b>Meeting</b>       | <b>84%</b>  | <b>53%</b>  |
|                      | <b>n=16</b> | <b>n=10</b> |
| Approaching          | 0%          | 5%          |
|                      | n=0         | n=1         |
| Partially Meeting    | 5%          | 5%          |
|                      | n=1         | n=1         |
| Not Meeting          | 0%          | 5%          |
|                      | n=0         | n=1         |

| 2016-17 Exceeding n=10 |            |            |
|------------------------|------------|------------|
|                        | 2017-18    | 2018-19    |
| <b>Exceeding</b>       | <b>70%</b> | <b>70%</b> |
|                        | <b>n=7</b> | <b>n=7</b> |
| Meeting                | 30%        | 30%        |
|                        | n=3        | n=3        |
| Approaching            | 0%         | 0%         |
|                        | n=0        | n=0        |
| Partially Meeting      | 0%         | 0%         |
|                        | n=0        | n=0        |
| Not Meeting            | 0%         | 0%         |
|                        | n=0        | n=0        |

# 3-Year Tree Chart (G7 Math-G8 Math-Alg I HS)

|                          | Not Meeting |            |           | Partially Meeting |           |           | Approaching |            |            | Meeting  |            |            | Exceeding |          |           |
|--------------------------|-------------|------------|-----------|-------------------|-----------|-----------|-------------|------------|------------|----------|------------|------------|-----------|----------|-----------|
|                          | 2016-17     | 2017-18    | 2018-19   | 2016-17           | 2017-18   | 2018-19   | 2016-17     | 2017-18    | 2018-19    | 2016-17  | 2017-18    | 2018-19    | 2016-17   | 2017-18  | 2018-19   |
|                          | G7 Math     | G8 Math    | Algebra I | G7 Math           | G8 Math   | Algebra I | G7 Math     | G8 Math    | Algebra I  | G7 Math  | G8 Math    | Algebra I  | G7 Math   | G8 Math  | Algebra I |
| <b>Exceeding</b>         |             | n=0 (0%)   | n=0 (0%)  |                   | n=0 (0%)  | n=0 (0%)  |             | n=0 (0%)   | n=0 (0%)   |          | n=0 (0%)   | n=0 (0%)   | n=0       | n=0 (0%) | n=0 (0%)  |
|                          |             |            | n=0 (0%)  |                   |           | n=0 (0%)  |             |            | n=0 (0%)   |          |            | n=0 (0%)   |           |          | n=0 (0%)  |
|                          |             |            | n=0 (0%)  |                   |           | n=0 (0%)  |             |            | n=0 (0%)   |          |            | n=0 (0%)   |           |          | n=0 (0%)  |
|                          |             |            | n=0 (0%)  |                   |           | n=0 (0%)  |             |            | n=0 (0%)   |          |            | n=0 (0%)   |           |          | n=0 (0%)  |
|                          |             |            | n=0 (0%)  |                   |           | n=0 (0%)  |             |            | n=0 (0%)   |          |            | n=0 (0%)   |           |          | n=0 (0%)  |
| <b>Meeting</b>           |             | n=0 (0%)   | n=0 (0%)  |                   | n=0 (0%)  | n=0 (0%)  |             | n=1 (3%)   | n=0 (0%)   |          | n=1        | n=0 (0%)   | n=0 (0%)  | n=0 (0%) | n=0 (0%)  |
|                          |             |            | n=0 (0%)  |                   |           | n=0 (0%)  |             |            | n=0 (0%)   |          |            | n=0 (0%)   |           |          | n=0 (0%)  |
|                          |             |            | n=0 (0%)  |                   |           | n=0 (0%)  |             |            | n=0 (0%)   |          |            | n=0 (0%)   |           |          | n=0 (0%)  |
|                          |             |            | n=0 (0%)  |                   |           | n=0 (0%)  |             |            | n=1 (3%)   |          |            | n=0 (0%)   |           |          | n=0 (0%)  |
|                          |             |            | n=0 (0%)  |                   |           | n=0 (0%)  |             |            | n=0 (0%)   |          |            | n=0 (0%)   |           |          | n=0 (0%)  |
| <b>Approaching</b>       |             | n=0 (0%)   | n=0 (0%)  |                   | n=0 (0%)  | n=0 (0%)  | n=29        | n=7 (24%)  | n=3 (10%)  |          | n=0 (0%)   | n=0 (0%)   | n=0 (0%)  | n=0 (0%) | n=0 (0%)  |
|                          |             |            | n=0 (0%)  |                   |           | n=0 (0%)  |             |            | n=0 (0%)   |          |            | n=0 (0%)   |           |          | n=0 (0%)  |
|                          |             |            | n=0 (0%)  |                   |           | n=0 (0%)  |             |            | n=4 (14%)  |          |            | n=0 (0%)   |           |          | n=0 (0%)  |
|                          |             |            | n=0 (0%)  |                   |           | n=0 (0%)  |             |            | n=0 (0%)   |          |            | n=0 (0%)   |           |          | n=0 (0%)  |
|                          |             |            | n=0 (0%)  |                   |           | n=0 (0%)  |             |            | n=0 (0%)   |          |            | n=0 (0%)   |           |          | n=0 (0%)  |
| <b>Partially Meeting</b> |             | n=0 (0%)   | n=0 (0%)  | n=15              | n=4 (27%) | n=0 (0%)  |             | n=15 (52%) | n=10 (34%) |          | n=1 (100%) | n=1 (100%) | n=0 (0%)  | n=0 (0%) | n=0 (0%)  |
|                          |             |            | n=0 (0%)  |                   |           | n=2 (13%) |             |            | n=3 (10%)  |          |            | n=0 (0%)   |           |          | n=0 (0%)  |
|                          |             |            | n=0 (0%)  |                   |           | n=2 (13%) |             |            | n=2 (7%)   |          |            | n=0 (0%)   |           |          | n=0 (0%)  |
|                          |             |            | n=0 (0%)  |                   |           | n=0 (0%)  |             |            | n=0 (0%)   |          |            | n=0 (0%)   |           |          | n=0 (0%)  |
|                          |             |            | n=0 (0%)  |                   |           | n=0 (0%)  |             |            | n=0 (0%)   |          |            | n=0 (0%)   |           |          | n=0 (0%)  |
|                          |             |            | n=1 (13%) |                   |           | n=1 (7%)  |             |            | n=1 (3%)   |          |            | n=0 (0%)   |           |          | n=0 (0%)  |
|                          |             |            | n=5 (63%) |                   |           | n=7 (47%) |             |            | n=3 (10%)  |          |            | n=0 (0%)   |           |          | n=0 (0%)  |
| <b>Not Meeting</b>       | n=8         | n=8 (100%) | n=2 (25%) | n=11 (73%)        | n=3 (20%) |           | n=6 (21%)   | n=2 (7%)   |            | n=0 (0%) | n=0 (0%)   |            | n=0 (0%)  | n=0 (0%) |           |

| 2016-17 Not Meeting n=8 |             |            |
|-------------------------|-------------|------------|
|                         | 2017-18     | 2018-19    |
| Exceeding               | 0%          | 0%         |
|                         | n=0         | n=0        |
| Meeting                 | 0%          | 0%         |
|                         | n=0         | n=0        |
| Approaching             | 0%          | 13%        |
|                         | n=0         | n=1        |
| Partially Meeting       | 0%          | 63%        |
|                         | n=0         | n=5        |
| <b>Not Meeting</b>      | <b>100%</b> | <b>25%</b> |
|                         | <b>n=8</b>  | <b>n=2</b> |

| 2016-17 Partially Meeting n=15 |            |            |
|--------------------------------|------------|------------|
|                                | 2017-18    | 2018-19    |
| Exceeding                      | 0%         | 0%         |
|                                | n=0        | n=0        |
| Meeting                        | 0%         | 0%         |
|                                | n=0        | n=0        |
| Approaching                    | 0%         | 20%        |
|                                | n=0        | n=3        |
| <b>Partially Meeting</b>       | <b>27%</b> | <b>47%</b> |
|                                | <b>n=4</b> | <b>n=7</b> |
| Not Meeting                    | 73%        | 33%        |
|                                | n=11       | n=5        |

| 2016-17 Approaching n=29 |            |            |
|--------------------------|------------|------------|
|                          | 2017-18    | 2018-19    |
| Exceeding                | 0%         | 0%         |
|                          | n=0        | n=0        |
| Meeting                  | 3%         | 0%         |
|                          | n=1        | n=0        |
| <b>Approaching</b>       | <b>24%</b> | <b>24%</b> |
|                          | <b>n=7</b> | <b>n=7</b> |
| Partially Meeting        | 52%        | 62%        |
|                          | n=15       | n=18       |
| Not Meeting              | 21%        | 14%        |
|                          | n=6        | n=4        |

| 2016-17 Meeting n=1 |            |            |
|---------------------|------------|------------|
|                     | 2017-18    | 2018-19    |
| Exceeding           | 0%         | 0%         |
|                     | n=0        | n=0        |
| <b>Meeting</b>      | <b>0%</b>  | <b>0%</b>  |
|                     | <b>n=0</b> | <b>n=0</b> |
| Approaching         | 0%         | 0%         |
|                     | n=0        | n=0        |
| Partially Meeting   | 100%       | 100%       |
|                     | n=1        | n=1        |
| Not Meeting         | 0%         | 0%         |
|                     | n=0        | n=0        |

| 2016-17 Exceeding n=0 |         |         |
|-----------------------|---------|---------|
|                       | 2017-18 | 2018-19 |
| Exceeding             | -       | -       |
|                       | n=0     | n=0     |
| Meeting               | -       | -       |
|                       | n=0     | n=0     |
| Approaching           | -       | -       |
|                       | n=0     | n=0     |
| Partially Meeting     | -       | -       |
|                       | n=0     | n=0     |
| Not Meeting           | -       | -       |
|                       | n=0     | n=0     |



# 3-Year Tree Chart (G7 Math-Alg I MS-Geo HS)

|                          | Not Meeting |           |          | Partially Meeting |           |          | Approaching |           |           | Meeting |           |           | Exceeding |           |          |
|--------------------------|-------------|-----------|----------|-------------------|-----------|----------|-------------|-----------|-----------|---------|-----------|-----------|-----------|-----------|----------|
|                          | 2016-17     | 2017-18   | 2018-19  | 2016-17           | 2017-18   | 2018-19  | 2016-17     | 2017-18   | 2018-19   | 2016-17 | 2017-18   | 2018-19   | 2016-17   | 2017-18   | 2018-19  |
|                          | G7 Math     | Algebra I | Geometry | G7 Math           | Algebra I | Geometry | G7 Math     | Algebra I | Geometry  | G7 Math | Algebra I | Geometry  | G7 Math   | Algebra I | Geometry |
| <b>Exceeding</b>         |             | n=0 (0%)  | n=0 (0%) |                   | n=0 (0%)  | n=0 (0%) |             | n=0 (0%)  | n=0 (0%)  |         | n=0 (0%)  | n=0 (0%)  | n=0       | n=0 (0%)  | n=0 (0%) |
|                          |             |           | n=0 (0%) |                   |           | n=0 (0%) |             |           | n=0 (0%)  |         |           | n=0 (0%)  |           |           | n=0 (0%) |
|                          |             |           | n=0 (0%) |                   |           | n=0 (0%) |             |           | n=0 (0%)  |         |           | n=0 (0%)  |           |           | n=0 (0%) |
|                          |             |           | n=0 (0%) |                   |           | n=0 (0%) |             |           | n=0 (0%)  |         |           | n=0 (0%)  |           |           | n=0 (0%) |
|                          |             |           | n=0 (0%) |                   |           | n=0 (0%) |             |           | n=0 (0%)  |         |           | n=0 (0%)  |           |           | n=0 (0%) |
|                          |             |           | n=0 (0%) |                   |           | n=0 (0%) |             |           | n=0 (0%)  |         |           | n=0 (0%)  |           |           | n=0 (0%) |
| <b>Meeting</b>           |             | n=0 (0%)  | n=0 (0%) |                   | n=0 (0%)  | n=0 (0%) |             | n=0 (0%)  | n=0 (0%)  |         | n=9       | n=6 (67%) | n=4 (44%) | n=0 (0%)  | n=0 (0%) |
|                          |             |           | n=0 (0%) |                   |           | n=0 (0%) |             |           | n=0 (0%)  |         |           | n=2 (22%) |           |           | n=0 (0%) |
|                          |             |           | n=0 (0%) |                   |           | n=0 (0%) |             |           | n=0 (0%)  |         |           | n=0 (0%)  |           |           | n=0 (0%) |
|                          |             |           | n=0 (0%) |                   |           | n=0 (0%) |             |           | n=0 (0%)  |         |           | n=0 (0%)  |           |           | n=0 (0%) |
|                          |             |           | n=0 (0%) |                   |           | n=0 (0%) |             |           | n=0 (0%)  |         |           | n=0 (0%)  |           |           | n=0 (0%) |
|                          |             |           | n=0 (0%) |                   |           | n=0 (0%) |             |           | n=0 (0%)  |         |           | n=0 (0%)  |           |           | n=0 (0%) |
| <b>Approaching</b>       |             | n=0 (0%)  | n=0 (0%) |                   | n=0 (0%)  | n=0 (0%) | n=3         | n=2 (67%) | n=2 (67%) |         | n=3 (33%) | n=2 (22%) |           | n=0 (0%)  | n=0 (0%) |
|                          |             |           | n=0 (0%) |                   |           | n=0 (0%) |             |           | n=0 (0%)  |         |           | n=1 (11%) |           |           | n=0 (0%) |
|                          |             |           | n=0 (0%) |                   |           | n=0 (0%) |             |           | n=0 (0%)  |         |           | n=0 (0%)  |           |           | n=0 (0%) |
|                          |             |           | n=0 (0%) |                   |           | n=0 (0%) |             |           | n=0 (0%)  |         |           | n=0 (0%)  |           |           | n=0 (0%) |
|                          |             |           | n=0 (0%) |                   |           | n=0 (0%) |             |           | n=0 (0%)  |         |           | n=0 (0%)  |           |           | n=0 (0%) |
|                          |             |           | n=0 (0%) |                   |           | n=0 (0%) |             |           | n=0 (0%)  |         |           | n=0 (0%)  |           |           | n=0 (0%) |
|                          |             |           | n=0 (0%) |                   |           | n=0 (0%) |             |           | n=0 (0%)  |         |           | n=0 (0%)  |           |           | n=0 (0%) |
| <b>Partially Meeting</b> |             | n=0 (0%)  | n=0 (0%) | n=0               | n=0 (0%)  | n=0 (0%) |             | n=1 (33%) | n=1 (33%) |         | n=0 (0%)  | n=0 (0%)  |           | n=0 (0%)  | n=0 (0%) |
|                          |             |           | n=0 (0%) |                   |           | n=0 (0%) |             |           | n=0 (0%)  |         |           | n=0 (0%)  |           |           | n=0 (0%) |
|                          |             |           | n=0 (0%) |                   |           | n=0 (0%) |             |           | n=0 (0%)  |         |           | n=0 (0%)  |           |           | n=0 (0%) |
|                          |             |           | n=0 (0%) |                   |           | n=0 (0%) |             |           | n=0 (0%)  |         |           | n=0 (0%)  |           |           | n=0 (0%) |
|                          |             |           | n=0 (0%) |                   |           | n=0 (0%) |             |           | n=0 (0%)  |         |           | n=0 (0%)  |           |           | n=0 (0%) |
|                          |             |           | n=0 (0%) |                   |           | n=0 (0%) |             |           | n=0 (0%)  |         |           | n=0 (0%)  |           |           | n=0 (0%) |
| <b>Not Meeting</b>       | n=0         | n=0 (0%)  | n=0 (0%) |                   | n=0 (0%)  | n=0 (0%) |             | n=0 (0%)  | n=0 (0%)  |         | n=0 (0%)  | n=0 (0%)  |           | n=0 (0%)  | n=0 (0%) |

| 2016-17 Not Meeting n=0 |         |         |
|-------------------------|---------|---------|
|                         | 2017-18 | 2018-19 |
| Exceeding               | -       | -       |
|                         | n=0     | n=0     |
| Meeting                 | -       | -       |
|                         | n=0     | n=0     |
| Approaching             | -       | -       |
|                         | n=0     | n=0     |
| Partially Meeting       | -       | -       |
|                         | n=0     | n=0     |
| Not Meeting             | -       | -       |
|                         | n=0     | n=0     |

| 2016-17 Partially Meeting n=0 |         |         |
|-------------------------------|---------|---------|
|                               | 2017-18 | 2018-19 |
| Exceeding                     | -       | -       |
|                               | n=0     | n=0     |
| Meeting                       | -       | -       |
|                               | n=0     | n=0     |
| Approaching                   | -       | -       |
|                               | n=0     | n=0     |
| Partially Meeting             | -       | -       |
|                               | n=0     | n=0     |
| Not Meeting                   | -       | -       |
|                               | n=0     | n=0     |

| 2016-17 Approaching n=3 |         |         |
|-------------------------|---------|---------|
|                         | 2017-18 | 2018-19 |
| Exceeding               | 0%      | 0%      |
|                         | n=0     | n=0     |
| Meeting                 | 0%      | 0%      |
|                         | n=0     | n=0     |
| Approaching             | 67%     | 67%     |
|                         | n=2     | n=2     |
| Partially Meeting       | 33%     | 33%     |
|                         | n=1     | n=1     |
| Not Meeting             | 0%      | 0%      |
|                         | n=0     | n=0     |

| 2016-17 Meeting n=9 |         |         |
|---------------------|---------|---------|
|                     | 2017-18 | 2018-19 |
| Exceeding           | 0%      | 0%      |
|                     | n=0     | n=0     |
| Meeting             | 67%     | 56%     |
|                     | n=6     | n=5     |
| Approaching         | 33%     | 44%     |
|                     | n=3     | n=4     |
| Partially Meeting   | 0%      | 0%      |
|                     | n=0     | n=0     |
| Not Meeting         | 0%      | 0%      |
|                     | n=0     | n=0     |

| 2016-17 Exceeding n=0 |         |         |
|-----------------------|---------|---------|
|                       | 2017-18 | 2018-19 |
| Exceeding             | -       | -       |
|                       | n=0     | n=0     |
| Meeting               | -       | -       |
|                       | n=0     | n=0     |
| Approaching           | -       | -       |
|                       | n=0     | n=0     |
| Partially Meeting     | -       | -       |
|                       | n=0     | n=0     |
| Not Meeting           | -       | -       |
|                       | n=0     | n=0     |

# 3-Year Tree Chart (G8 Math-Alg I HS-Geo HS)

|                   | Not Meeting |           |          | Partially Meeting |           |          | Approaching |           |          | Meeting   |           |          | Exceeding |           |          |
|-------------------|-------------|-----------|----------|-------------------|-----------|----------|-------------|-----------|----------|-----------|-----------|----------|-----------|-----------|----------|
|                   | 2016-17     | 2017-18   | 2018-19  | 2016-17           | 2017-18   | 2018-19  | 2016-17     | 2017-18   | 2018-19  | 2016-17   | 2017-18   | 2018-19  | 2016-17   | 2017-18   | 2018-19  |
|                   | G8 Math     | Algebra I | Geometry | G8 Math           | Algebra I | Geometry | G8 Math     | Algebra I | Geometry | G8 Math   | Algebra I | Geometry | G8 Math   | Algebra I | Geometry |
| Exceeding         | n=0 (0%)    |           |          | n=0 (0%)          |           |          | n=0 (0%)    |           |          | n=0 (0%)  |           |          | n=0 (0%)  |           |          |
|                   | n=0 (0%)    |           |          | n=0 (0%)          |           |          | n=0 (0%)    |           |          | n=0 (0%)  |           |          | n=0 (0%)  |           |          |
|                   | n=0 (0%)    |           |          | n=0 (0%)          |           |          | n=0 (0%)    |           |          | n=0 (0%)  |           |          | n=0 (0%)  |           |          |
| Meeting           | n=0 (0%)    |           |          | n=1 (5%)          |           |          | n=1 (11%)   |           |          | n=8       |           |          | n=0 (0%)  |           |          |
|                   | n=0 (0%)    |           |          | n=0 (0%)          |           |          | n=0 (0%)    |           |          | n=5 (63%) |           |          | n=0 (0%)  |           |          |
|                   | n=0 (0%)    |           |          | n=0 (0%)          |           |          | n=0 (0%)    |           |          | n=1 (13%) |           |          | n=0 (0%)  |           |          |
| Approaching       | n=3 (11%)   |           |          | n=8 (36%)         |           |          | n=9         |           |          | n=3 (38%) |           |          | n=0 (0%)  |           |          |
|                   | n=0 (0%)    |           |          | n=5 (23%)         |           |          | n=5 (56%)   |           |          | n=3 (38%) |           |          | n=0 (0%)  |           |          |
|                   | n=3 (11%)   |           |          | n=3 (14%)         |           |          | n=3 (33%)   |           |          | n=3 (33%) |           |          | n=0 (0%)  |           |          |
| Partially Meeting | n=6 (22%)   |           |          | n=22              |           |          | n=3 (33%)   |           |          | n=0 (0%)  |           |          | n=0 (0%)  |           |          |
|                   | n=4 (15%)   |           |          | n=10 (45%)        |           |          | n=2 (22%)   |           |          | n=0 (0%)  |           |          | n=0 (0%)  |           |          |
|                   | n=2 (7%)    |           |          | n=5 (23%)         |           |          | n=2 (22%)   |           |          | n=0 (0%)  |           |          | n=0 (0%)  |           |          |
| Not Meeting       | n=13 (48%)  |           |          | n=3 (14%)         |           |          | n=0 (0%)    |           |          | n=0 (0%)  |           |          | n=0 (0%)  |           |          |
|                   | n=5 (19%)   |           |          | n=0 (0%)          |           |          | n=0 (0%)    |           |          | n=0 (0%)  |           |          | n=0 (0%)  |           |          |
|                   | n=27        |           |          | n=18 (67%)        |           |          | n=0 (0%)    |           |          | n=0 (0%)  |           |          | n=0 (0%)  |           |          |

| 2016-17 Not Meeting n=27 |         |         |
|--------------------------|---------|---------|
|                          | 2017-18 | 2018-19 |
| Exceeding                | 0%      | 0%      |
|                          | n=0     | n=0     |
| Meeting                  | 0%      | 0%      |
|                          | n=0     | n=0     |
| Approaching              | 11%     | 0%      |
|                          | n=3     | n=0     |
| Partially Meeting        | 22%     | 74%     |
|                          | n=6     | n=20    |
| Not Meeting              | 67%     | 26%     |
|                          | n=18    | n=7     |

| 2016-17 Partially Meeting n=22 |         |         |
|--------------------------------|---------|---------|
|                                | 2017-18 | 2018-19 |
| Exceeding                      | 0%      | 0%      |
|                                | n=0     | n=0     |
| Meeting                        | 5%      | 0%      |
|                                | n=1     | n=0     |
| Approaching                    | 36%     | 45%     |
|                                | n=8     | n=10    |
| Partially Meeting              | 45%     | 50%     |
|                                | n=10    | n=11    |
| Not Meeting                    | 14%     | 5%      |
|                                | n=3     | n=1     |

| 2016-17 Approaching n=9 |         |         |
|-------------------------|---------|---------|
|                         | 2017-18 | 2018-19 |
| Exceeding               | 0%      | 0%      |
|                         | n=0     | n=0     |
| Meeting                 | 11%     | 0%      |
|                         | n=1     | n=0     |
| Approaching             | 56%     | 56%     |
|                         | n=5     | n=5     |
| Partially Meeting       | 33%     | 44%     |
|                         | n=3     | n=4     |
| Not Meeting             | 0%      | 0%      |
|                         | n=0     | n=0     |

| 2016-17 Meeting n=8 |         |         |
|---------------------|---------|---------|
|                     | 2017-18 | 2018-19 |
| Exceeding           | 0%      | 0%      |
|                     | n=0     | n=0     |
| Meeting             | 63%     | 13%     |
|                     | n=5     | n=1     |
| Approaching         | 38%     | 88%     |
|                     | n=3     | n=7     |
| Partially Meeting   | 0%      | 0%      |
|                     | n=0     | n=0     |
| Not Meeting         | 0%      | 0%      |
|                     | n=0     | n=0     |

| 2016-17 Exceeding n=0 |         |         |
|-----------------------|---------|---------|
|                       | 2017-18 | 2018-19 |
| Exceeding             | -       | -       |
|                       | n=0     | n=0     |
| Meeting               | -       | -       |
|                       | n=0     | n=0     |
| Approaching           | -       | -       |
|                       | n=0     | n=0     |
| Partially Meeting     | -       | -       |
|                       | n=0     | n=0     |
| Not Meeting           | -       | -       |
|                       | n=0     | n=0     |

# 3-Year Tree Chart (Alg I-Geo-Alg II)

|                   | Not Meeting |            |            | Partially Meeting |            |            | Approaching |           |            | Meeting   |          |            | Exceeding |           |            |
|-------------------|-------------|------------|------------|-------------------|------------|------------|-------------|-----------|------------|-----------|----------|------------|-----------|-----------|------------|
|                   | 2016-17     | 2017-18    | 2018-19    | 2016-17           | 2017-18    | 2018-19    | 2016-17     | 2017-18   | 2018-19    | 2016-17   | 2017-18  | 2018-19    | 2016-17   | 2017-18   | 2018-19    |
|                   | Algebra I   | Geometry   | Algebra II | Algebra I         | Geometry   | Algebra II | Algebra I   | Geometry  | Algebra II | Algebra I | Geometry | Algebra II | Algebra I | Geometry  | Algebra II |
| Exceeding         |             | n=0 (0%)   | n=0 (0%)   |                   | n=0 (0%)   | n=0 (0%)   |             | n=0 (0%)  | n=0 (0%)   |           | n=0 (0%) | n=0 (0%)   |           | n=0       | n=0 (0%)   |
|                   |             |            | n=0 (0%)   |                   |            | n=0 (0%)   |             |           | n=0 (0%)   |           |          | n=0 (0%)   |           |           | n=0 (0%)   |
|                   |             |            | n=0 (0%)   |                   |            | n=0 (0%)   |             |           | n=0 (0%)   |           |          | n=0 (0%)   |           |           | n=0 (0%)   |
| Meeting           |             |            | n=0 (0%)   |                   |            | n=0 (0%)   |             |           | n=0 (0%)   |           |          | n=0 (0%)   |           |           | n=0 (0%)   |
|                   |             | n=0 (0%)   | n=0 (0%)   |                   | n=1 (100%) | n=0 (0%)   |             | n=1 (20%) | n=0 (0%)   |           | n=6      | n=5 (83%)  | n=3 (50%) |           | n=0 (0%)   |
|                   |             |            | n=0 (0%)   |                   |            | n=1 (100%) |             |           | n=0 (0%)   |           |          |            | n=1 (17%) |           | n=0 (0%)   |
| Approaching       |             |            | n=0 (0%)   |                   |            | n=0 (0%)   |             |           | n=0 (0%)   |           |          |            | n=0 (0%)  |           | n=0 (0%)   |
|                   |             | n=0 (0%)   | n=0 (0%)   |                   | n=0 (0%)   | n=0 (0%)   | n=5         | n=3 (60%) | n=2 (40%)  |           |          |            | n=1 (17%) | n=1 (17%) | n=0 (0%)   |
|                   |             |            | n=0 (0%)   |                   |            | n=0 (0%)   |             |           | n=1 (20%)  |           |          |            | n=0 (0%)  | n=0 (0%)  | n=0 (0%)   |
| Partially Meeting |             |            | n=0 (0%)   |                   |            | n=0 (0%)   |             |           | n=0 (0%)   |           |          |            | n=0 (0%)  |           | n=0 (0%)   |
|                   |             | n=1 (100%) | n=1 (100%) |                   | n=1        | n=0 (0%)   | n=0 (0%)    | n=1 (20%) | n=0 (0%)   |           |          |            | n=0 (0%)  | n=0 (0%)  | n=0 (0%)   |
|                   |             |            | n=0 (0%)   |                   |            | n=0 (0%)   |             |           | n=0 (0%)   |           |          |            | n=0 (0%)  | n=0 (0%)  | n=0 (0%)   |
| Not Meeting       |             |            | n=0 (0%)   |                   |            | n=0 (0%)   |             |           | n=0 (0%)   |           |          |            | n=0 (0%)  |           | n=0 (0%)   |
|                   | n=1         | n=0 (0%)   | n=0 (0%)   |                   | n=0 (0%)   | n=0 (0%)   |             | n=0 (0%)  | n=0 (0%)   |           |          |            | n=0 (0%)  | n=0 (0%)  | n=0 (0%)   |
|                   |             |            | n=0 (0%)   |                   |            | n=0 (0%)   |             |           | n=0 (0%)   |           |          |            | n=0 (0%)  | n=0 (0%)  | n=0 (0%)   |

| 2016-17 Not Meeting n=1 |         |         |
|-------------------------|---------|---------|
|                         | 2017-18 | 2018-19 |
| Exceeding               | 0%      | 0%      |
|                         | n=0     | n=0     |
| Meeting                 | 0%      | 0%      |
|                         | n=0     | n=0     |
| Approaching             | 0%      | 0%      |
|                         | n=0     | n=0     |
| Partially Meeting       | 100%    | 100%    |
|                         | n=1     | n=1     |
| Not Meeting             | 0%      | 0%      |
|                         | n=0     | n=0     |

| 2016-17 Partially Meeting n=1 |         |         |
|-------------------------------|---------|---------|
|                               | 2017-18 | 2018-19 |
| Exceeding                     | 0%      | 0%      |
|                               | n=0     | n=0     |
| Meeting                       | 100%    | 0%      |
|                               | n=1     | n=0     |
| Approaching                   | 0%      | 100%    |
|                               | n=0     | n=1     |
| Partially Meeting             | 0%      | 0%      |
|                               | n=0     | n=0     |
| Not Meeting                   | 0%      | 0%      |
|                               | n=0     | n=0     |

| 2016-17 Approaching n=5 |         |         |
|-------------------------|---------|---------|
|                         | 2017-18 | 2018-19 |
| Exceeding               | 0%      | 0%      |
|                         | n=0     | n=0     |
| Meeting                 | 20%     | 0%      |
|                         | n=1     | n=0     |
| Approaching             | 60%     | 60%     |
|                         | n=3     | n=3     |
| Partially Meeting       | 20%     | 40%     |
|                         | n=1     | n=2     |
| Not Meeting             | 0%      | 0%      |
|                         | n=0     | n=0     |

| 2016-17 Meeting n=6 |         |         |
|---------------------|---------|---------|
|                     | 2017-18 | 2018-19 |
| Exceeding           | 0%      | 0%      |
|                     | n=0     | n=0     |
| Meeting             | 83%     | 50%     |
|                     | n=5     | n=3     |
| Approaching         | 17%     | 33%     |
|                     | n=1     | n=2     |
| Partially Meeting   | 0%      | 17%     |
|                     | n=0     | n=1     |
| Not Meeting         | 0%      | 0%      |
|                     | n=0     | n=0     |

| 2016-17 Exceeding n=0 |         |         |
|-----------------------|---------|---------|
|                       | 2017-18 | 2018-19 |
| Exceeding             | -       | -       |
|                       | n=0     | n=0     |
| Meeting               | -       | -       |
|                       | n=0     | n=0     |
| Approaching           | -       | -       |
|                       | n=0     | n=0     |
| Partially Meeting     | -       | -       |
|                       | n=0     | n=0     |
| Not Meeting           | -       | -       |
|                       | n=0     | n=0     |